



# Quarterly Investment Report

PREPARED FOR COLLIN COUNTY COLLEGE

NOVEMBER 30, 2021



**PATTERSON  
& ASSOCIATES**

A MEEDER INVESTMENT MANAGEMENT COMPANY

WITH YOU. FOR YOU.

# Santa Goes on a Budget

Inflation continues and is growing at elevated levels. It appears increases are here to stay for the foreseeable future, prompting consumers and businesses to adjust their spending patterns and business strategies accordingly. Across the spectrum prices are rising from building supplies to food and it ripples throughout the economy.

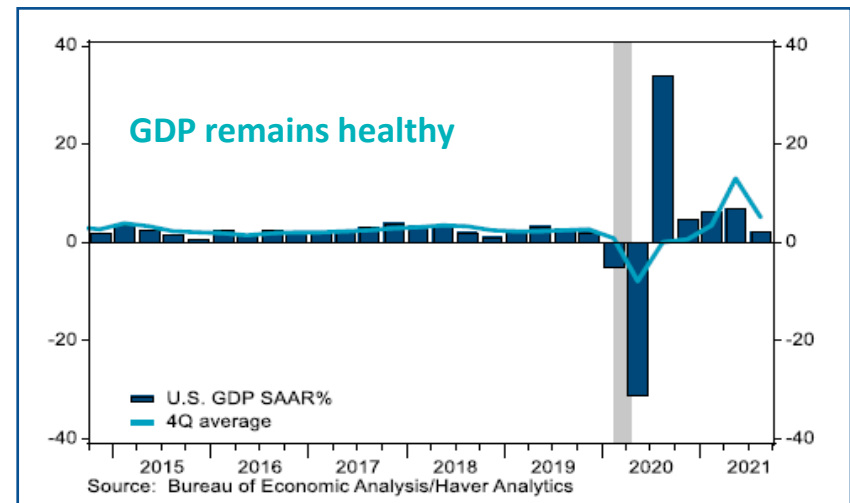
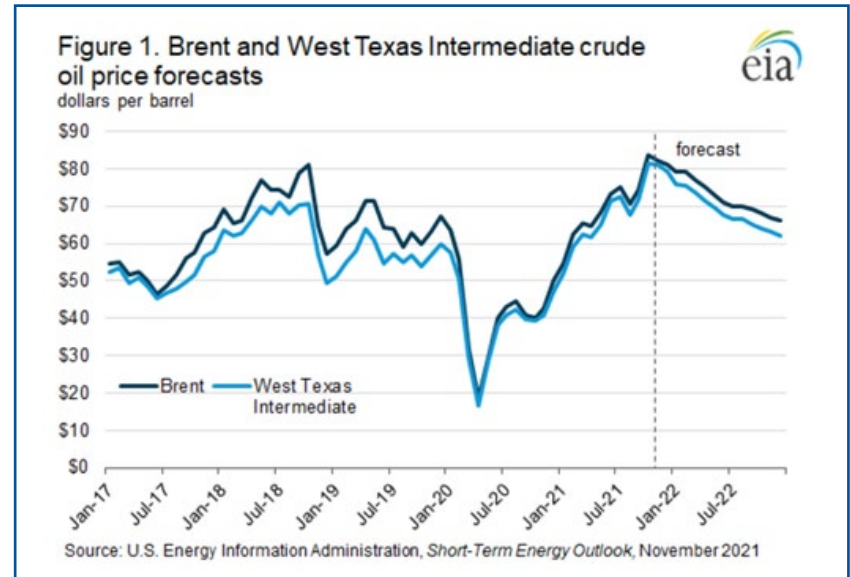
The economy is strong as evidenced by a firm GDP reading but the supply chains continue to rattle. Manufacturing globally is slowed, ships are stalled at ports, and once here we lack the trains and truckers to deliver the goods.

Oil has fallen from the \$80 barrel back to \$65 on release of the strategic oil reserves but 50M gallons may not last long.

The supply problems have started to impact the housing boom as wood and other commodities are difficult to obtain. Existing home sales have fallen to the weakest in 8 months, but demand is still there as housing permits continue to grow – if supplies can be found.

Manufacturing is struggling and some industries like autos are still stymied by chip supply. Estimates of when this chain will loosen range from six months to two years. And, now with a new covid variant, Omicron, staffing could once again be impacted. Truckers alone have indicated 37% would quit if blanket vaccination requirements were implemented.

With wages rising and personal income increasing, the American consumer continues to spend. While consumers are spending, with inflation they are spending more and getting less. Maybe Santa will have to go on a budget in 2021.



# Retiring the Word “Transitory”

The Federal Reserve has played a major role in the pandemic and the markets are watching closely if and when the Fed’s position on support for a now strong economy will change.

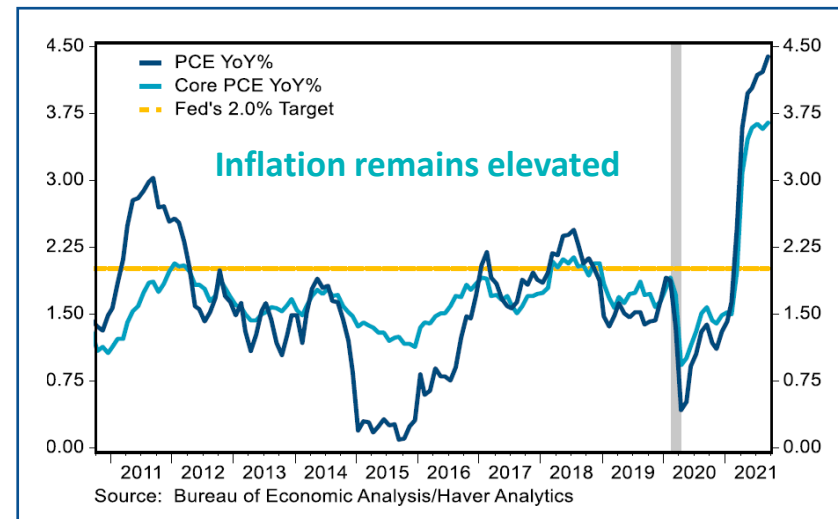
One uncertainty has been muted as Jerome Powell has been nominated for a second 6-year term as Chair. The nomination must now pass the Senate. Regardless if he or Brainard would have been named we could expect accommodation to continue. The question is how much.

The FOMC noted in their November meeting that they plan to discuss moving to a taper (less accommodative buying) in 2022, but recent comments by Powell indicate that might start in December and move faster than the previously announced schedule. Rate hikes are another matter and may or may not follow tapering. However, the Fed can hike overnight rates three times (to 0.75%) without leaving the historic definition of an accommodative stance.

The Fed is clearly recognizing that the inflation situation is no longer “transitory” but they will continue to support their mandate for strong economy and employment.

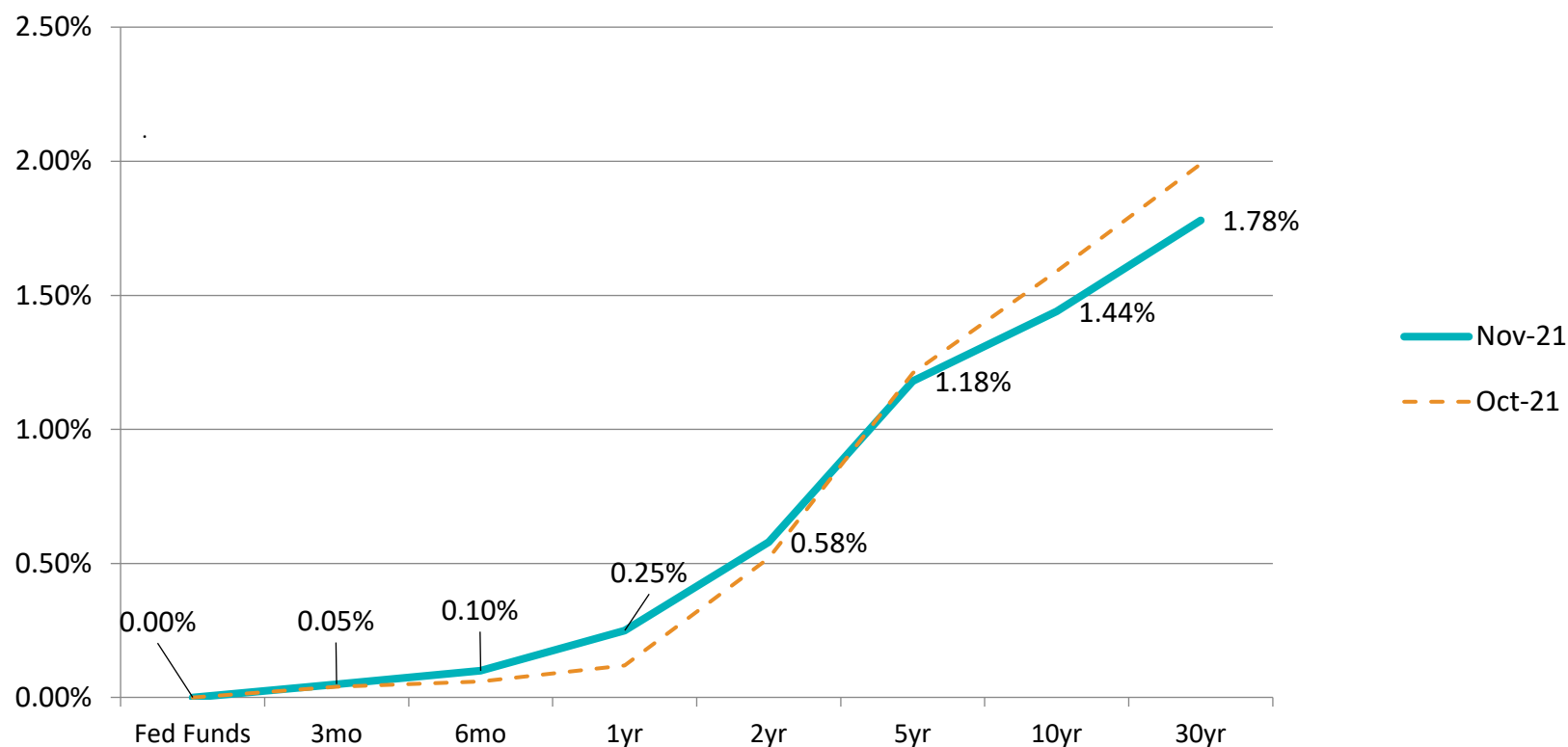
One factor that will play into the uncertainty in December is the debt ceiling. The can that was kicked down the road last quarter spins to a stop December 15th.

The debt ceiling vote does complicate the required \$118B payment due the Highway Trust Fund due in one month as well as other stimulus bills.



# Movement in the Curve

- Bond yields had been on the move to higher rates but a new strain of Covid (Omicron) has brought risk back to the markets.
- The belly of the curve continues to show a move higher, but the long end shows investors still favor the safety of Treasuries.
- Investors feel that inflation will likely bring Fed actions in mid-2022.
- The Fed is hinting strongly on a taper to begin in early 2022.
- The steepness in the yield curve presents buying opportunities for securities in 3-5 year maturities.



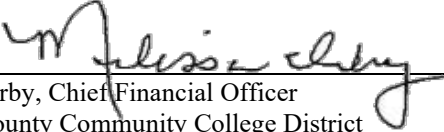
End of Month Rates - Full Yield Curve – Fed Funds to 30yr

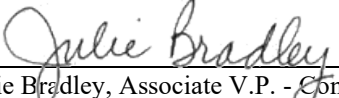
*Collin County Community College District*  
 Quarterly Investment Report  
 September 1, 2021 – November 30, 2021

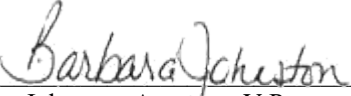
**Portfolio Summary Management Report**

This quarterly report is prepared in compliance with the Investment Policy and Strategy of the District and the Public Funds Investment Act (Chapter 2256., Texas Government Code).

<p><b><u>Portfolio as of 08/31/21:</u></b></p> <p>Beginning Book Value           \$ 465,206,186</p> <p>Beginning Market Value       \$ 465,335,173</p> <p>WAM at Beginning Period Date<sup>1</sup>     99 days</p> <p><i>(Decrease in market value is due to seasonal cash outflows)</i></p> <p style="text-align: center;"><b>Average Yield to Maturity for period           0.104%</b></p> <p style="text-align: center;"><b>Average Yield 3 Month Treasury Bill for period   0.050%</b></p>	<p><b><u>Portfolio as of 11/30/21:</u></b></p> <p>Ending Book Value               \$ 431,456,728</p> <p>Ending Market Value           \$ 431,304,100</p> <p>Investment Income for the period     \$    115,808</p> <p>Unrealized Gain/Loss           \$   (152,628)</p> <p>WAM at Ending Period Date<sup>1</sup>               98 days</p> <p>Change in Market Value<sup>2</sup>                 \$ (34,031,073)</p>
--	--

  
 \_\_\_\_\_  
 Melissa Irby, Chief Financial Officer  
 Collin County Community College District

  
 \_\_\_\_\_  
 Julie Bradley, Associate V.P. - Controller  
 Collin County Community College District

  
 \_\_\_\_\_  
 Barbara Johnston, Associate V.P.  
 Collin County Community College District

  
 \_\_\_\_\_  
 Linda T. Patterson, President  
 Patterson & Associates

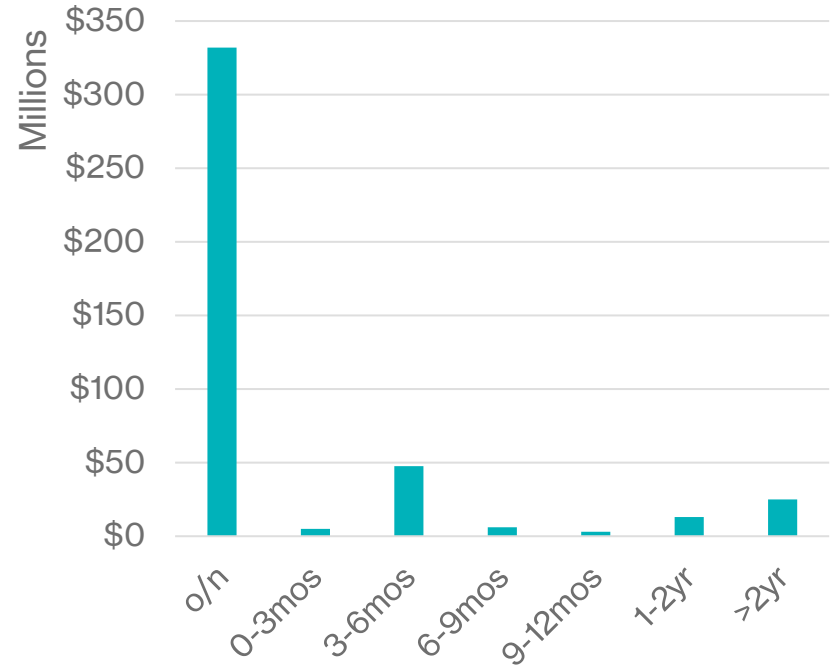
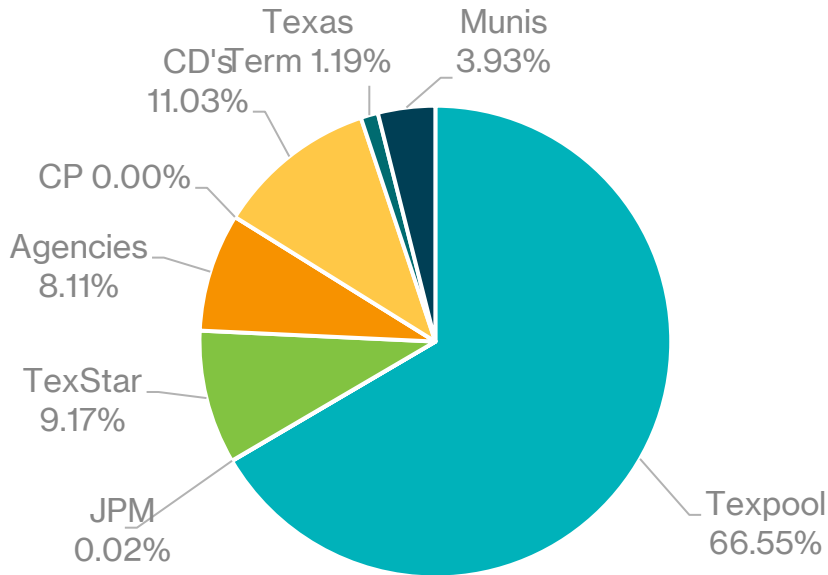
<sup>1</sup> WAM – weighted average maturity

<sup>2</sup> “Change in Market Value” is required data, but will primarily reflect the receipt and expenditure of the District’s funds from quarter to quarter. *Patterson & Associates* has assisted in the preparation of this consolidated investment report, with additional input provided by CCCCDC.

# Portfolio Overview

As of November 30, 2021

- P&A constantly reviews your portfolio for optimal asset allocation and a controlled average maturity because a diversified portfolio can better adjust to volatile market conditions. These are unusual times and where extensions can be made it is important to make them to find any available safe value in the markets.
- The graphs below show asset allocations by market sector and by maturity in your portfolio. Liquidity has been reduced to little or no value but with a flat short curve it may be the only sector available out to twelve months without the use of CP. Our expectation is of continuing dismally low rates, but we look for value in your authorized sectors to capture the yield available as markets change.
- The non-cash portion of your portfolio is yielding 0.36%.





**Collin Co Comm College Dist.  
Portfolio Management  
Portfolio Summary  
November 30, 2021**

Patterson & Associates  
901 S. MoPac  
Suite 195  
Austin, TX 78746  
-

<b>Investments</b>	<b>Par Value</b>	<b>Market Value</b>	<b>Book Value</b>	<b>% of Portfolio</b>	<b>Term</b>	<b>Days to Maturity</b>	<b>YTM 365 Equiv.</b>
Federal Agency Coupon Securities	35,000,000.00	34,763,044.05	35,000,000.00	8.11	1,093	863	0.403
Municipal Bonds	16,865,000.00	17,021,163.75	16,936,835.79	3.93	706	217	0.953
TexStar	39,579,069.69	39,579,069.69	39,579,069.69	9.17	1	1	0.010
Texpool	287,136,269.98	287,136,269.98	287,136,269.98	66.55	1	1	0.038
JPMorgan Chase	83,480.03	83,480.03	83,480.03	0.02	1	1	0.000
CD's - Interest Monthly/Quarterly	47,591,415.43	47,591,415.43	47,591,415.43	11.03	365	170	0.110
Texas Term	5,129,657.12	5,129,657.12	5,129,657.12	1.19	1	1	0.020
	<b>431,384,892.25</b>	<b>431,304,100.05</b>	<b>431,456,728.04</b>	<b>100.00%</b>	<b>157</b>	<b>98</b>	<b>0.109</b>

<b>Total Earnings</b>	<b>November 30 Month Ending</b>	<b>Fiscal Year To Date</b>
Current Year	39,207.35	115,807.64

..

**Collin Co Comm College Dist.  
Summary by Type  
November 30, 2021  
Grouped by Fund**

Patterson & Associates  
901 S. MoPac  
Suite 195  
Austin, TX 78746  
-

<b>Security Type</b>	<b>Number of Investments</b>	<b>Par Value</b>	<b>Book Value</b>	<b>% of Portfolio</b>	<b>Average YTM 365</b>	<b>Average Days to Maturity</b>
<b>Fund: Building</b>						
Federal Agency Coupon Securities	3	20,000,000.00	20,000,000.00	4.64	0.425	928
Municipal Bonds	2	8,000,000.00	8,000,230.36	1.85	0.371	115
Texpool	1	62,594,244.07	62,594,244.07	14.51	0.038	1
TexStar	1	28,260,737.88	28,260,737.88	6.55	0.010	1
<b>Subtotal</b>	<b>7</b>	<b>118,854,981.95</b>	<b>118,855,212.31</b>	<b>27.55</b>	<b>0.119</b>	<b>165</b>
<b>Fund: 2018 Bond Series</b>						
Texpool	1	0.00	0.00	0.00	0.000	0
<b>Subtotal</b>	<b>1</b>	<b>0.00</b>	<b>0.00</b>	<b>0.00</b>	<b>0.000</b>	<b>0</b>
<b>Fund: 2020 Bond Series</b>						
Texpool	1	82,093,833.70	82,093,833.70	19.03	0.038	1
<b>Subtotal</b>	<b>1</b>	<b>82,093,833.70</b>	<b>82,093,833.70</b>	<b>19.03</b>	<b>0.038</b>	<b>1</b>
<b>Fund: Debt Service</b>						
Texas Term	1	20.50	20.50	0.00	0.000	1
Texpool	1	10,189,801.78	10,189,801.78	2.36	0.038	1
<b>Subtotal</b>	<b>2</b>	<b>10,189,822.28</b>	<b>10,189,822.28</b>	<b>2.36</b>	<b>0.038</b>	<b>1</b>
<b>Fund: Operating</b>						
Municipal Bonds	2	8,865,000.00	8,936,605.43	2.07	1.474	309
CD's - Interest Monthly/Quarterly	1	47,591,415.43	47,591,415.43	11.03	0.110	170
Federal Agency Coupon Securities	3	15,000,000.00	15,000,000.00	3.48	0.375	776
JPMorgan Chase	1	83,480.03	83,480.03	0.02	0.000	1
Texas Term	1	5,129,636.62	5,129,636.62	1.19	0.020	1
Texpool	1	42,331,843.42	42,331,843.42	9.81	0.038	1
TexStar	1	11,318,331.81	11,318,331.81	2.62	0.010	1
<b>Subtotal</b>	<b>10</b>	<b>130,319,707.31</b>	<b>130,391,312.74</b>	<b>30.22</b>	<b>0.198</b>	<b>173</b>



Collin Co Comm College Dist.  
 Summary by Type  
 November 30, 2021  
 Grouped by Fund

Security Type	Number of Investments	Par Value	Book Value	% of Portfolio	Average YTM 365	Average Days to Maturity
<b>Fund: Stabilization</b>						
Texpool	1	89,926,547.01	89,926,547.01	20.84	0.038	1
<b>Subtotal</b>	<b>1</b>	<b>89,926,547.01</b>	<b>89,926,547.01</b>	<b>20.84</b>	<b>0.038</b>	<b>1</b>
<b>Total and Average</b>	<b>22</b>	<b>431,384,892.25</b>	<b>431,456,728.04</b>	<b>100.00</b>	<b>0.109</b>	<b>98</b>

**Collin Co Comm College Dist.  
Fund BLDG - Building  
Investments by Fund  
November 30, 2021**

Patterson & Associates  
901 S. MoPac  
Suite 195  
Austin, TX 78746  
-

CUSIP	Investment #	Issuer	Purchase Date	Book Value	Par Value	Market Value	Current Rate	YTM 360	YTM 365	Maturity Date	Days To Maturity
<b>Federal Agency Coupon Securities</b>											
3130ALJ70	10172	FHLB Call Note	03/12/2021	5,000,000.00	5,000,000.00	4,986,039.20	0.400	0.394	0.400	03/12/2024	832
3130AMT85	10175	FHLB Call Note	06/28/2021	10,000,000.00	10,000,000.00	9,937,919.20	0.400	0.394	0.400	06/28/2024	940
3130ANNS5	10176	FHLB Call Note	08/30/2021	5,000,000.00	5,000,000.00	4,969,188.05	0.500	0.493	0.500	08/28/2024	1,001
<b>Subtotal and Average</b>				<b>20,000,000.00</b>	<b>20,000,000.00</b>	<b>19,893,146.45</b>		<b>0.419</b>	<b>0.425</b>		<b>928</b>
<b>Municipal Bonds</b>											
419792ZH2	10170	State of Hawaii	10/29/2020	3,000,000.00	3,000,000.00	3,002,700.00	0.429	0.422	0.428	10/01/2022	304
476576QP1	10171	Jersey City NJ	12/03/2020	5,000,230.36	5,000,000.00	5,000,250.00	2.000	0.331	0.335	12/02/2021	1
<b>Subtotal and Average</b>				<b>8,000,230.36</b>	<b>8,000,000.00</b>	<b>8,002,950.00</b>		<b>0.366</b>	<b>0.371</b>		<b>114</b>
<b>TexStar</b>											
2450	10007	TexStar	02/01/2016	28,260,737.88	28,260,737.88	28,260,737.88	0.010	0.010	0.010		1
<b>Subtotal and Average</b>				<b>28,260,737.88</b>	<b>28,260,737.88</b>	<b>28,260,737.88</b>		<b>0.010</b>	<b>0.010</b>		<b>1</b>
<b>Texpool</b>											
700001	10009	Texpool	02/01/2016	62,594,244.07	62,594,244.07	62,594,244.07	0.038	0.037	0.038		1
<b>Subtotal and Average</b>				<b>62,594,244.07</b>	<b>62,594,244.07</b>	<b>62,594,244.07</b>		<b>0.038</b>	<b>0.038</b>		<b>1</b>
<b>Total Investments and Average</b>				<b>118,855,212.31</b>	<b>118,854,981.95</b>	<b>118,751,078.40</b>		<b>0.117</b>	<b>0.119</b>		<b>164</b>

**Fund BOND18 - 2018 Bond Series  
Investments by Fund  
November 30, 2021**

CUSIP	Investment #	Issuer	Purchase Date	Book Value	Par Value	Market Value	Current Rate	YTM 360	YTM 365	Maturity Days To Date Maturity
<b>Texpool</b>										
700006	10067	Texpool	04/12/2018	0.00	0.00	0.00				1
<b>Subtotal and Average</b>				<b>0.00</b>	<b>0.00</b>	<b>0.00</b>		<b>0.000</b>	<b>0.000</b>	<b>0</b>
<b>Total Investments and Average</b>				<b>0.00</b>	<b>0.00</b>	<b>0.00</b>		<b>0.000</b>	<b>0.000</b>	<b>0</b>

**Fund BOND20 - 2020 Bond Series  
Investments by Fund  
November 30, 2021**

CUSIP	Investment #	Issuer	Purchase Date	Book Value	Par Value	Market Value	Current Rate	YTM 360	YTM 365	Maturity Days To Date Maturity
<b>Texpool</b>										
700006A	10164	Texpool	04/29/2020	82,093,833.70	82,093,833.70	82,093,833.70	0.038	0.037	0.038	1
<b>Subtotal and Average</b>				<b>82,093,833.70</b>	<b>82,093,833.70</b>	<b>82,093,833.70</b>	<b>0.038</b>	<b>0.038</b>		<b>1</b>
<b>Total Investments and Average</b>				<b>82,093,833.70</b>	<b>82,093,833.70</b>	<b>82,093,833.70</b>	<b>0.038</b>	<b>0.038</b>		<b>1</b>

**Fund DS - Debt Service  
Investments by Fund  
November 30, 2021**

CUSIP	Investment #	Issuer	Purchase Date	Book Value	Par Value	Market Value	Current Rate	YTM 360	YTM 365	Maturity Days To Date Maturity
<b>Texpool</b>										
700004	10010	Texpool	02/01/2016	10,189,801.78	10,189,801.78	10,189,801.78	0.038	0.037	0.038	1
<b>Subtotal and Average</b>				<b>10,189,801.78</b>	<b>10,189,801.78</b>	<b>10,189,801.78</b>		<b>0.038</b>	<b>0.038</b>	<b>1</b>
<b>Texas Term</b>										
1291-01	10141	TexasDAILY	02/04/2019	20.50	20.50	20.50				1
<b>Subtotal and Average</b>				<b>20.50</b>	<b>20.50</b>	<b>20.50</b>		<b>0.000</b>	<b>0.000</b>	<b>1</b>
<b>Total Investments and Average</b>				<b>10,189,822.28</b>	<b>10,189,822.28</b>	<b>10,189,822.28</b>		<b>0.038</b>	<b>0.038</b>	<b>1</b>

**Fund OPER - Operating  
Investments by Fund  
November 30, 2021**

CUSIP	Investment #	Issuer	Purchase Date	Book Value	Par Value	Market Value	Current Rate	YTM 360	YTM 365	Maturity Date	Days To Maturity
<b>Federal Agency Coupon Securities</b>											
31422XMV1	10177	FRMAC Call Note	10/04/2021	5,000,000.00	5,000,000.00	4,896,281.30	0.500	0.493	0.500	10/04/2024	1,038
3133EL5J9	10167	FFCB Call Note	09/16/2020	5,000,000.00	5,000,000.00	4,985,755.55	0.300	0.305	0.310	09/01/2023	639
3133EL6U3	10169	FFCB Call Note	09/16/2020	5,000,000.00	5,000,000.00	4,987,860.75	0.280	0.309	0.313	09/14/2023	652
<b>Subtotal and Average</b>				<b>15,000,000.00</b>	<b>15,000,000.00</b>	<b>14,869,897.60</b>		<b>0.369</b>	<b>0.375</b>		<b>776</b>
<b>Municipal Bonds</b>											
20772J3G5	10162	State of Connecticut	04/20/2020	5,887,657.86	5,865,000.00	5,933,913.75	2.020	1.440	1.460	08/15/2022	257
20772KAE9	10163	State of Connecticut	04/20/2020	3,048,947.57	3,000,000.00	3,084,300.00	2.990	1.479	1.500	01/15/2023	410
<b>Subtotal and Average</b>				<b>8,936,605.43</b>	<b>8,865,000.00</b>	<b>9,018,213.75</b>		<b>1.454</b>	<b>1.474</b>		<b>309</b>
<b>TexStar</b>											
5450	10008	TexStar	02/01/2016	11,318,331.81	11,318,331.81	11,318,331.81	0.010	0.010	0.010		1
<b>Subtotal and Average</b>				<b>11,318,331.81</b>	<b>11,318,331.81</b>	<b>11,318,331.81</b>		<b>0.010</b>	<b>0.010</b>		<b>1</b>
<b>Texpool</b>											
700003	10011	Texpool	02/01/2016	42,331,843.42	42,331,843.42	42,331,843.42	0.038	0.037	0.038		1
<b>Subtotal and Average</b>				<b>42,331,843.42</b>	<b>42,331,843.42</b>	<b>42,331,843.42</b>		<b>0.038</b>	<b>0.038</b>		<b>1</b>
<b>JPMorgan Chase</b>											
7828	10012	JPMorgan Chase Commercial Chkg	02/01/2016	83,480.03	83,480.03	83,480.03					1
<b>Subtotal and Average</b>				<b>83,480.03</b>	<b>83,480.03</b>	<b>83,480.03</b>		<b>0.000</b>	<b>0.000</b>		<b>1</b>
<b>CD's - Interest Monthly/Quarterly</b>											
172128542B	10174	East West Bank	05/20/2021	47,591,415.43	47,591,415.43	47,591,415.43	0.110	0.108	0.110	05/20/2022	170
<b>Subtotal and Average</b>				<b>47,591,415.43</b>	<b>47,591,415.43</b>	<b>47,591,415.43</b>		<b>0.108</b>	<b>0.110</b>		<b>170</b>
<b>Texas Term</b>											
1291-00	10142	TexasDAILY	02/06/2019	5,129,636.62	5,129,636.62	5,129,636.62	0.020	0.019	0.020		1
<b>Subtotal and Average</b>				<b>5,129,636.62</b>	<b>5,129,636.62</b>	<b>5,129,636.62</b>		<b>0.020</b>	<b>0.020</b>		<b>1</b>
<b>Total Investments and Average</b>				<b>130,391,312.74</b>	<b>130,319,707.31</b>	<b>130,342,818.66</b>		<b>0.196</b>	<b>0.198</b>		<b>172</b>

**Fund STABL - Stabilization  
Investments by Fund  
November 30, 2021**

CUSIP	Investment #	Issuer	Purchase Date	Book Value	Par Value	Market Value	Current Rate	YTM 360	YTM 365	Maturity Days To Date Maturity
<b>Texpool</b>										
700005	10050	Texpool	01/24/2018	89,926,547.01	89,926,547.01	89,926,547.01	0.038	0.037	0.038	1
<b>Subtotal and Average</b>				<b>89,926,547.01</b>	<b>89,926,547.01</b>	<b>89,926,547.01</b>	<b>0.038</b>	<b>0.038</b>		<b>1</b>
<b>Total Investments and Average</b>				<b>89,926,547.01</b>	<b>89,926,547.01</b>	<b>89,926,547.01</b>	<b>0.038</b>	<b>0.038</b>		<b>1</b>

**Collin Co Comm College Dist.**  
**Cash Reconciliation Report**  
**For the Period September 1, 2021 - November 30, 2021**  
**Grouped by Fund**

Patterson & Associates  
 901 S. MoPac  
 Suite 195  
 Austin, TX 78746  
 -

Trans. Date	Investment #	Fund	Trans. Type	Security ID	Par Value	Security Description	Maturity Date	Purchases	Interest	Redemptions	Cash
<b>Building</b>											
09/12/2021	10172	BLDG	Interest	3130ALJ70	5,000,000.00	FHLBC 5.0M 0.40% Mat. 03/12/2024	03/12/2024	0.00	10,000.00	0.00	10,000.00
10/01/2021	10170	BLDG	Interest	419792ZH2	3,000,000.00	HAWAII 3.0M 0.43% Mat.	10/01/2022	0.00	11,869.00	0.00	11,869.00
10/20/2021	10173	BLDG	Maturity	06742XEF0	10,000,000.00	BARCBK 10.0M 0.00% Mat.	10/20/2021	0.00	0.00	10,000,000.00	10,000,000.00
<b>Subtotal</b>								<b>0.00</b>	<b>21,869.00</b>	<b>10,000,000.00</b>	<b>10,021,869.00</b>
<b>Operating</b>											
09/01/2021	10167	OPER	Interest	3133EL5J9	5,000,000.00	FFCBC 5.0M 0.30% Mat. 09/01/2023	09/01/2023	0.00	7,500.00	0.00	7,500.00
09/14/2021	10169	OPER	Interest	3133EL6U3	5,000,000.00	FFCBC 5.0M 0.28% Mat. 09/14/2023	09/14/2023	0.00	7,000.00	0.00	7,000.00
09/30/2021	10174	OPER	Interest	172128542B	47,563,455.57	EWB 47.6M 0.11% Mat. 05/20/2022	05/20/2022	0.00	4,301.80	0.00	4,301.80
09/30/2021	10174	OPER	Interest	172128542B	47,563,455.57	EWB 47.6M 0.11% Mat. 05/20/2022	05/20/2022	-4,301.80	0.00	0.00	-4,301.80
10/04/2021	10177	OPER	Purchase	31422XMV1	5,000,000.00	FAMCAC 5.0M 0.50% Mat.	10/04/2024	-5,000,000.00	0.00	0.00	-5,000,000.00
10/31/2021	10174	OPER	Interest	172128542B	47,563,455.57	EWB 47.6M 0.11% Mat. 05/20/2022	05/20/2022	0.00	4,445.59	0.00	4,445.59
10/31/2021	10174	OPER	Interest	172128542B	47,563,455.57	EWB 47.6M 0.11% Mat. 05/20/2022	05/20/2022	-4,445.59	0.00	0.00	-4,445.59
11/30/2021	10174	OPER	Interest	172128542B	47,563,455.57	EWB 47.6M 0.11% Mat. 05/20/2022	05/20/2022	0.00	4,302.59	0.00	4,302.59
11/30/2021	10174	OPER	Interest	172128542B	47,563,455.57	EWB 47.6M 0.11% Mat. 05/20/2022	05/20/2022	-4,302.59	0.00	0.00	-4,302.59
<b>Subtotal</b>								<b>-5,013,049.98</b>	<b>27,549.98</b>	<b>0.00</b>	<b>-4,985,500.00</b>
<b>Total</b>								<b>-5,013,049.98</b>	<b>49,418.98</b>	<b>10,000,000.00</b>	<b>5,036,369.00</b>





**Collin Co Comm College Dist.**  
**Purchases Report**  
**Sorted by Fund - Fund**  
**September 1, 2021 - November 30, 2021**

Patterson & Associates  
 901 S. MoPac  
 Suite 195  
 Austin, TX 78746  
 -

CUSIP	Investment #	Fund	Sec. Type	Issuer	Original Par Value	Purchase Date	Payment Periods	Principal Purchased	Accrued Interest at Purchase	Rate at Purchase	Maturity Date	YTM	Ending Book Value
<b>Operating</b>													
31422XMV1	10177	OPER	FAC	FAMCAC	5,000,000.00	10/04/2021	04/04 - 10/04	5,000,000.00		0.500	10/04/2024	0.500	5,000,000.00
				<b>Subtotal</b>	<b>5,000,000.00</b>			<b>5,000,000.00</b>	<b>0.00</b>				<b>5,000,000.00</b>
				<b>Total Purchases</b>	<b>5,000,000.00</b>			<b>5,000,000.00</b>	<b>0.00</b>				<b>5,000,000.00</b>



**Collin Co Comm College Dist.**  
**Maturity Report**  
**Sorted by Maturity Date**  
**Receipts during September 1, 2021 - November 30, 2021**

Patterson & Associates  
 901 S. MoPac  
 Suite 195  
 Austin, TX 78746  
 -

CUSIP	Investment #	Fund	Sec. Type	Issuer	Par Value	Maturity Date	Purchase Date	Rate at Maturity	Book Value at Maturity	Interest	Maturity Proceeds	Net Income
06742XEF0	10173	BLDG	ACP	BARCBK	10,000,000.00	10/20/2021	04/23/2021		10,000,000.00	0.00	10,000,000.00	0.00
<b>Total Maturities</b>					<b>10,000,000.00</b>				<b>10,000,000.00</b>	<b>0.00</b>	<b>10,000,000.00</b>	<b>0.00</b>

**Collin Co Comm College Dist.**  
**Interest Earnings**  
**Sorted by Fund - Fund**  
**September 1, 2021 - November 30, 2021**  
**Yield on Average Book Value**

Patterson & Associates  
901 S. MoPac  
Suite 195  
Austin, TX 78746  
-

CUSIP	Investment #	Fund	Security Type	Ending Par Value	Beginning Book Value	Average Book Value	Maturity Date	Current Rate	Annualized Yield	Adjusted Interest Earnings		
										Interest Earned	Amortization/ Accretion	Adjusted Interest Earnings
<b>Fund: Building</b>												
2450	10007	BLDG	RRP	28,260,737.88	28,260,029.23	28,260,277.11		0.010	0.010	708.65	0.00	708.65
700001	10009	BLDG	RR2	62,594,244.07	52,577,514.93	57,199,836.20		0.038	0.034	4,860.14	0.00	4,860.14
3130ALJ70	10172	BLDG	FAC	5,000,000.00	5,000,000.00	5,000,000.00	03/12/2024	0.400	0.401	5,000.00	0.00	5,000.00
3130ANNS5	10176	BLDG	FAC	5,000,000.00	5,000,000.00	5,000,000.00	08/28/2024	0.500	0.501	6,250.00	0.00	6,250.00
3130AMT85	10175	BLDG	FAC	10,000,000.00	10,000,000.00	10,000,000.00	06/28/2024	0.400	0.401	10,000.00	0.00	10,000.00
06742XEF0	10173	BLDG	ACP	0.00	9,997,413.89	5,383,933.33	10/20/2021		0.193	0.00	2,586.11	2,586.11
419792ZH2	10170	BLDG	MC1	3,000,000.00	3,000,000.00	3,000,000.00	10/01/2022	0.429	0.430	3,217.50	0.00	3,217.50
476576QP1	10171	BLDG	MC1	5,000,000.00	5,020,962.95	5,010,444.77	12/02/2021	2.000	0.342	25,000.00	-20,732.59	4,267.41
		<b>Subtotal</b>		<b>118,854,981.95</b>	<b>118,855,921.00</b>	<b>118,854,491.42</b>			<b>0.124</b>	<b>55,036.29</b>	<b>-18,146.48</b>	<b>36,889.81</b>
<b>Fund: 2020 Bond Series</b>												
700006A	10164	BOND20	RR2	82,093,833.70	82,086,922.16	82,089,125.93		0.038	0.034	6,911.54	0.00	6,911.54
		<b>Subtotal</b>		<b>82,093,833.70</b>	<b>82,086,922.16</b>	<b>82,089,125.93</b>			<b>0.034</b>	<b>6,911.54</b>	<b>0.00</b>	<b>6,911.54</b>
<b>Fund: Debt Service</b>												
700004	10010	DS	RR2	10,189,801.78	10,188,943.90	10,189,217.44		0.038	0.034	857.88	0.00	857.88
1291-01	10141	DS	RR5	20.50	20.50	20.50				0.00	0.00	0.00
		<b>Subtotal</b>		<b>10,189,822.28</b>	<b>10,188,964.40</b>	<b>10,189,237.94</b>			<b>0.034</b>	<b>857.88</b>	<b>0.00</b>	<b>857.88</b>
<b>Fund: Operating</b>												
5450	10008	OPER	RRP	11,318,331.81	11,318,048.05	11,318,147.31		0.010	0.010	283.76	0.00	283.76
700003	10011	OPER	RR2	42,331,843.42	81,096,700.16	66,858,868.59		0.038	0.033	5,524.46	0.00	5,524.46
7828	10012	OPER	RR3	83,480.03	77,514.42	249,570.68				0.00	0.00	0.00
31422XMV1	10177	OPER	FAC	5,000,000.00	0.00	3,186,813.19	10/04/2024	0.500	0.498	3,958.33	0.00	3,958.33
172128542B	10174	OPER	RR4	47,591,415.43	47,578,365.45	47,582,858.06	05/20/2022	0.110	0.110	13,049.98	0.00	13,049.98
3133EL6U3	10169	OPER	FAC	5,000,000.00	4,999,818.44	4,999,988.03	09/14/2023	0.280	0.295	3,500.00	181.56	3,681.56
3133EL5J9	10167	OPER	FAC	5,000,000.00	5,000,000.00	5,000,000.00	09/01/2023	0.300	0.301	3,750.00	0.00	3,750.00
1291-00	10142	OPER	RR5	5,129,636.62	5,129,417.98	5,129,497.36		0.020	0.017	218.64	0.00	218.64
20772KAE9	10163	OPER	MC1	3,000,000.00	3,059,851.74	3,054,319.77	01/15/2023	2.990	1.513	22,425.00	-10,904.17	11,520.83

Collin Co Comm College Dist.  
Interest Earnings  
September 1, 2021 - November 30, 2021

CUSIP	Investment #	Fund	Security Type	Ending Par Value	Beginning Book Value	Average Book Value	Maturity Date	Current Rate	Adjusted Interest Earnings			
									Annualized Yield	Interest Earned	Amortization/ Accretion	Adjusted Interest Earnings
<b>Fund: Operating</b>												
20772J3G5	10162	OPER	MC1	5,865,000.00	5,895,686.24	5,891,613.24	08/15/2022	2.020	1.470	29,618.25	-8,028.38	21,589.87
			<b>Subtotal</b>	<b>130,319,707.31</b>	<b>164,155,402.48</b>	<b>153,271,676.22</b>			<b>0.166</b>	<b>82,328.42</b>	<b>-18,750.99</b>	<b>63,577.43</b>
<b>Fund: Stabilization</b>												
700005	10050	STABL	RR2	89,926,547.01	89,918,976.03	89,921,390.09		0.038	0.034	7,570.98	0.00	7,570.98
			<b>Subtotal</b>	<b>89,926,547.01</b>	<b>89,918,976.03</b>	<b>89,921,390.09</b>			<b>0.034</b>	<b>7,570.98</b>	<b>0.00</b>	<b>7,570.98</b>
			<b>Total</b>	<b>431,384,892.25</b>	<b>465,206,186.07</b>	<b>454,325,921.60</b>			<b>0.102</b>	<b>152,705.11</b>	<b>-36,897.47</b>	<b>115,807.64</b>

**Collin Co Comm College Dist.  
Amortization Schedule  
September 1, 2021 - November 30, 2021  
Sorted By Fund - Fund**

Patterson & Associates  
901 S. MoPac  
Suite 195  
Austin, TX 78746  
-

Investment #	Maturity Date	Beginning Par Value				Amounts Amortized				
Issuer	Fund	Amort. Date	Current Rate	Purchase Principal	Original Premium or Discount	Ending Book Value	And Unamortized As of 09/01/2021	Amount Amortized This Period	Amt Amortized Through 11/30/2021	Amount Unamortized Through 11/30/2021
<b>Building</b>										
10173 Barclays Bank CP	BLDG	10/20/2021	10,000,000.00	9,990,500.00	-9,500.00	0.00	6,913.89 -2,586.11	2,586.11	9,500.00	0.00
10171 Jersey City NJ	BLDG	12/02/2021	5,000,000.00 2.000	5,082,700.00	82,700.00	5,000,230.36	-61,737.05 20,962.95	-20,732.59	-82,469.64	230.36
			<b>Subtotal</b>	<b>15,073,200.00</b>	<b>73,200.00</b>	<b>5,000,230.36</b>	<b>-54,823.16 18,376.84</b>	<b>-18,146.48</b>	<b>-72,969.64</b>	<b>230.36</b>
<b>Operating</b>										
10162 State of Connecticut	OPER	08/15/2022	5,865,000.00 2.020	5,939,485.50	74,485.50	5,887,657.86	-43,799.26 30,686.24	-8,028.38	-51,827.64	22,657.86
10163 State of Connecticut	OPER	01/15/2023	3,000,000.00 2.990	3,119,340.00	119,340.00	3,048,947.57	-59,488.26 59,851.74	-10,904.17	-70,392.43	48,947.57
10167 FFCB Call Note	OPER	09/01/2023 09/01/2021	5,000,000.00 0.300	4,998,500.00	-1,500.00	5,000,000.00	1,500.00 0.00	0.00	1,500.00	0.00
10169 FFCB Call Note	OPER	09/14/2023 09/14/2021	5,000,000.00 0.280	4,995,000.00	-5,000.00	5,000,000.00	4,818.44 -181.56	181.56	5,000.00	0.00
			<b>Subtotal</b>	<b>19,052,325.50</b>	<b>187,325.50</b>	<b>18,936,605.43</b>	<b>-96,969.08 90,356.42</b>	<b>-18,750.99</b>	<b>-115,720.07</b>	<b>71,605.43</b>
			<b>Total</b>	<b>34,125,525.50</b>	<b>260,525.50</b>	<b>23,936,835.79</b>	<b>-151,792.24 108,733.26</b>	<b>-36,897.47</b>	<b>-188,689.71</b>	<b>71,835.79</b>



**Collin Co Comm College Dist.  
Projected Cashflow Report  
Sorted by Monthly  
For the Period December 1, 2021 - June 30, 2022**

Patterson & Associates  
901 S. MoPac  
Suite 195  
Austin, TX 78746  
-

Projected Trans. Date	Investment #	Fund	Security ID	Transaction Type	Issuer	Par Value	Original Cost	Principal	Interest	Total
<b>December 2021</b>										
12/02/2021	10171	BLDG	476576QP1	Maturity	Jersey City NJ	5,000,000.00	5,082,700.00	5,000,000.00	99,722.22	5,099,722.22
12/12/2021	10172	BLDG	3130ALJ70	Call	FHLB Call Note	5,000,000.00	5,000,000.00	5,000,000.00	0.00	5,000,000.00
12/28/2021	10175	BLDG	3130AMT85	Interest	FHLB Call Note	0.00	0.00	0.00	20,000.00	20,000.00
12/28/2021	10175	BLDG	3130AMT85	Call	FHLB Call Note	10,000,000.00	10,000,000.00	10,000,000.00	0.00	10,000,000.00
<b>Total for December 2021</b>						<b>20,000,000.00</b>	<b>20,082,700.00</b>	<b>20,000,000.00</b>	<b>119,722.22</b>	<b>20,119,722.22</b>
<b>January 2022</b>										
01/15/2022	10163	OPER	20772KAE9	Interest	State of Connecticut	0.00	0.00	0.00	44,850.00	44,850.00
<b>Total for January 2022</b>						<b>0.00</b>	<b>0.00</b>	<b>0.00</b>	<b>44,850.00</b>	<b>44,850.00</b>
<b>February 2022</b>										
02/15/2022	10162	OPER	20772J3G5	Interest	State of Connecticut	0.00	0.00	0.00	59,236.50	59,236.50
02/28/2022	10176	BLDG	3130ANNS5	Interest	FHLB Call Note	0.00	0.00	0.00	12,361.11	12,361.11
02/28/2022	10176	BLDG	3130ANNS5	Call	FHLB Call Note	5,000,000.00	5,000,000.00	5,000,000.00	0.00	5,000,000.00
<b>Total for February 2022</b>						<b>5,000,000.00</b>	<b>5,000,000.00</b>	<b>5,000,000.00</b>	<b>71,597.61</b>	<b>5,071,597.61</b>
<b>March 2022</b>										
03/01/2022	10167	OPER	3133EL5J9	Interest	FFCB Call Note	0.00	0.00	0.00	7,500.00	7,500.00
03/12/2022	10172	BLDG	3130ALJ70	Interest	FHLB Call Note	0.00	0.00	0.00	10,000.00	10,000.00
03/14/2022	10169	OPER	3133EL6U3	Interest	FFCB Call Note	0.00	0.00	0.00	7,000.00	7,000.00
<b>Total for March 2022</b>						<b>0.00</b>	<b>0.00</b>	<b>0.00</b>	<b>24,500.00</b>	<b>24,500.00</b>
<b>April 2022</b>										
04/01/2022	10170	BLDG	419792ZH2	Interest	State of Hawaii	0.00	0.00	0.00	6,435.00	6,435.00
04/04/2022	10177	OPER	31422XMV1	Interest	FRMAC Call Note	0.00	0.00	0.00	12,500.00	12,500.00
<b>Total for April 2022</b>						<b>0.00</b>	<b>0.00</b>	<b>0.00</b>	<b>18,935.00</b>	<b>18,935.00</b>
<b>June 2022</b>										
06/28/2022	10175	BLDG	3130AMT85	Interest	FHLB Call Note	0.00	0.00	0.00	20,000.00	20,000.00
<b>Total for June 2022</b>						<b>0.00</b>	<b>0.00</b>	<b>0.00</b>	<b>20,000.00</b>	<b>20,000.00</b>
<b>GRAND TOTALS:</b>						<b>25,000,000.00</b>	<b>25,082,700.00</b>	<b>25,000,000.00</b>	<b>299,604.83</b>	<b>25,299,604.83</b>

**Collin Co Comm College Dist.  
Texas Compliance Change in Val Report  
Sorted by Fund  
September 1, 2021 - November 30, 2021**

Patterson & Associates  
901 S. MoPac  
Suite 195  
Austin, TX 78746  
-

Inv #	Issuer	Fund	Purch Date	Interest Accrual	Beginning Book Value	Purchases/ Additions	Redemptions	Change in Value	Ending Book Value
Cusip	Par Value	YTM	Mat Date	Interest Received	Beginning Market Value				Ending Market Value
<b>Fund: Building</b>									
10007	TXSTAR	BLDG	02/01/2016	708.65	28,260,029.23	708.65	0.00	708.65	28,260,737.88
2450	28,260,737.88	0.010	/ /	708.65	28,260,029.23	708.65	0.00	708.65	28,260,737.88
10009	TXPOOL	BLDG	02/01/2016	4,860.14	52,577,514.93	10,016,729.14	0.00	10,016,729.14	62,594,244.07
700001	62,594,244.07	0.038	/ /	4,860.14	52,577,514.93	10,016,729.14	0.00	10,016,729.14	62,594,244.07
10170	HAWAII	BLDG	10/29/2020	3,217.50	3,000,000.00	0.00	0.00	0.00	3,000,000.00
419792ZH2	3,000,000.00	0.428	10/01/2022	11,869.00	3,008,730.00	0.00	0.00	-6,030.00	3,002,700.00
10171	JERSEY	BLDG	12/03/2020	25,000.00	5,020,962.95	0.00	0.00	-20,732.59	5,000,230.36
476576QP1	5,000,000.00	0.335	12/02/2021	0.00	5,024,300.00	0.00	0.00	-24,050.00	5,000,250.00
10172	FHLBC	BLDG	03/12/2021	5,000.00	5,000,000.00	0.00	0.00	0.00	5,000,000.00
3130ALJ70	5,000,000.00	0.400	03/12/2024	10,000.00	5,000,487.25	0.00	0.00	-14,448.05	4,986,039.20
10173	BARCBK	BLDG	04/23/2021	0.00	9,997,413.89	0.00	10,000,000.00	-9,997,413.89	0.00
06742XEF0	0.00	0.000	10/20/2021	0.00	9,997,413.89	0.00	10,000,000.00	-9,997,413.89	0.00
10175	FHLBC	BLDG	06/28/2021	10,000.00	10,000,000.00	0.00	0.00	0.00	10,000,000.00
3130AMT85	10,000,000.00	0.400	06/28/2024	0.00	9,994,226.50	0.00	0.00	-56,307.30	9,937,919.20
10176	FHLBC	BLDG	08/30/2021	6,250.00	5,000,000.00	0.00	0.00	0.00	5,000,000.00
3130ANNS5	5,000,000.00	0.500	08/28/2024	0.00	5,001,200.25	0.00	0.00	-32,012.20	4,969,188.05
<b>Sub Totals For: Fund: Building</b>				55,036.29	118,855,921.00	10,017,437.79	10,000,000.00	-708.69	118,855,212.31
				27,437.79	118,863,902.05	10,017,437.79	10,000,000.00	-112,823.65	118,751,078.40
<b>Fund: 2018 Bond Series</b>									
10067	TXPOOL	BOND18	04/12/2018	0.00	0.00	0.00	0.00	0.00	0.00
700006	0.00	0.000	/ /	0.00	0.00	0.00	0.00	0.00	0.00

Portfolio CCCC

**Collin Co Comm College Dist.**  
**Texas Compliance Change in Val Report**  
**September 1, 2021 - November 30, 2021**

Inv #	Issuer	Fund	Purch Date	Interest Accrual	Beginning Book Value				Ending Book Value
Cusip	Par Value	YTM	Mat Date	Interest Received	Beginning Market Value	Purchases/ Additions	Redemptions	Change in Value	Ending Market Value
<b>Sub Totals For: Fund: 2018 Bond Series</b>				0.00	0.00	0.00	0.00	0.00	0.00
				0.00	0.00	0.00	0.00	0.00	0.00
<b>Fund: 2020 Bond Series</b>									
10164	TXPOOL	BOND20	04/29/2020	6,911.54	82,086,922.16	6,911.54	0.00	6,911.54	82,093,833.70
700006A	82,093,833.70	0.038	/ /	6,911.54	82,086,922.16	6,911.54	0.00	6,911.54	82,093,833.70
<b>Sub Totals For: Fund: 2020 Bond Series</b>				6,911.54	82,086,922.16	6,911.54	0.00	6,911.54	82,093,833.70
				6,911.54	82,086,922.16	6,911.54	0.00	6,911.54	82,093,833.70
<b>Fund: Debt Service</b>									
10010	TXPOOL	DS	02/01/2016	857.88	10,188,943.90	857.88	0.00	857.88	10,189,801.78
700004	10,189,801.78	0.038	/ /	857.88	10,188,943.90	857.88	0.00	857.88	10,189,801.78
10141	TXDAIL	DS	02/04/2019	0.00	20.50	0.00	0.00	0.00	20.50
1291-01	20.50	0.000	/ /	0.00	20.50	0.00	0.00	0.00	20.50
<b>Sub Totals For: Fund: Debt Service</b>				857.88	10,188,964.40	857.88	0.00	857.88	10,189,822.28
				857.88	10,188,964.40	857.88	0.00	857.88	10,189,822.28
<b>Fund: Operating</b>									
10008	TXSTAR	OPER	02/01/2016	283.76	11,318,048.05	283.76	0.00	283.76	11,318,331.81
5450	11,318,331.81	0.010	/ /	283.76	11,318,048.05	283.76	0.00	283.76	11,318,331.81
10011	TXPOOL	OPER	02/01/2016	5,524.46	81,096,700.16	65,377,012.26	104,141,869.00	-38,764,856.74	42,331,843.42
700003	42,331,843.42	0.038	/ /	5,524.46	81,096,700.16	65,377,012.26	104,141,869.00	-38,764,856.74	42,331,843.42
10012	JPMCC	OPER	02/01/2016	0.00	77,514.42	128,885,541.58	128,879,575.97	5,965.61	83,480.03
7828	83,480.03	0.000	/ /	0.00	77,514.42	128,885,541.58	128,879,575.97	5,965.61	83,480.03
10142	TXDAIL	OPER	02/06/2019	218.64	5,129,417.98	218.64	0.00	218.64	5,129,636.62
1291-00	5,129,636.62	0.020	/ /	218.64	5,129,417.98	218.64	0.00	218.64	5,129,636.62
10162	CONNST	OPER	04/20/2020	29,618.25	5,895,686.24	0.00	0.00	-8,028.38	5,887,657.86
20772J3G5	5,865,000.00	1.460	08/15/2022	0.00	5,965,878.00	0.00	0.00	-31,964.25	5,933,913.75



**Collin Co Comm College Dist.**  
**Texas Compliance Change in Val Report**  
**September 1, 2021 - November 30, 2021**

Inv #	Issuer	Fund	Purch Date	Interest Accrual	Beginning Book Value				Ending Book Value
Cusip	Par Value	YTM	Mat Date	Interest Received	Beginning Market Value	Purchases/ Additions	Redemptions	Change in Value	Ending Market Value
10163	CONNST	OPER	04/20/2020	22,425.00	3,059,851.74	0.00	0.00	-10,904.17	3,048,947.57
20772KAE9	3,000,000.00	1.500	01/15/2023	0.00	3,111,990.00	0.00	0.00	-27,690.00	3,084,300.00
10167	FFCBC	OPER	09/16/2020	3,750.00	5,000,000.00	0.00	0.00	0.00	5,000,000.00
3133EL5J9	5,000,000.00	0.310	09/01/2023	7,500.00	5,000,062.45	0.00	0.00	-14,306.90	4,985,755.55
10169	FFCBC	OPER	09/16/2020	3,500.00	4,999,818.44	0.00	0.00	181.56	5,000,000.00
3133EL6U3	5,000,000.00	0.313	09/14/2023	7,000.00	4,998,431.50	0.00	0.00	-10,570.75	4,987,860.75
10174	EWB	OPER	05/20/2021	13,049.98	47,578,365.45	13,049.98	0.00	13,049.98	47,591,415.43
172128542B	47,591,415.43	0.110	05/20/2022	13,049.98	47,578,365.45	13,049.98	0.00	13,049.98	47,591,415.43
10177	FAMCAC	OPER	10/04/2021	3,958.33	0.00	5,000,000.00	0.00	5,000,000.00	5,000,000.00
31422XMV1	5,000,000.00	0.500	10/04/2024	0.00	0.00	5,000,000.00	0.00	4,896,281.30	4,896,281.30
<b>Sub Totals For: Fund: Operating</b>				82,328.42	164,155,402.48	199,276,106.22	233,021,444.97	-33,764,089.74	130,391,312.74
				33,576.84	164,276,408.01	199,276,106.22	233,021,444.97	-33,933,589.35	130,342,818.66
<b>Fund: Stabilization</b>									
10050	TXPOOL	STABL	01/24/2018	7,570.98	89,918,976.03	7,570.98	0.00	7,570.98	89,926,547.01
700005	89,926,547.01	0.038	/ /	7,570.98	89,918,976.03	7,570.98	0.00	7,570.98	89,926,547.01
<b>Sub Totals For: Fund: Stabilization</b>				7,570.98	89,918,976.03	7,570.98	0.00	7,570.98	89,926,547.01
				7,570.98	89,918,976.03	7,570.98	0.00	7,570.98	89,926,547.01
<b>Report Grand Totals:</b>				152,705.11	465,206,186.07	209,308,884.41	243,021,444.97	-33,749,458.03	431,456,728.04
				76,355.03	465,335,172.65	209,308,884.41	243,021,444.97	-34,031,072.60	431,304,100.05

# Disclosure



Meeder Public Funds, Inc., dba Patterson & Associates is a registered investment adviser with the Securities and Exchange Commission (SEC) under the Investment Advisers Act of 1940. Registration with the SEC does not imply a certain level of skill or training. The opinions expressed in this presentation are those of Meeder Public Funds, Inc. The material presented has been derived from sources considered to be reliable, but the accuracy and completeness cannot be guaranteed.

Meeder provides monthly statements for its investment management clients to provide information about the investment portfolio. The information should not be used for audit or confirmation purposes. Please review your custodial statements and report any inaccuracies or discrepancies.

Certain information and data have been supplied by unaffiliated third parties. Although Meeder believes the information is reliable, it cannot warrant the accuracy of information offered by third parties. Market value may reflect prices received from pricing vendors when current market quotations are not available. Prices may not reflect firm bids or offers and may differ from the value at which the security can be sold.

Statements may include positions from unmanaged accounts provided for reporting purposes. Unmanaged accounts are managed directly by the client and are not included in the accounts managed by the investment adviser. This information is provided as a client convenience and the investment adviser assumes no responsibility for performance of these accounts or the accuracy of the data reported.

**Investing involves risk. Past performance is no guarantee of future results. Debt and fixed income securities are subject to credit and interest rate risk. The investment return and principal value of an investment will fluctuate so that an investors shares, when redeemed, may be worth more or less than their original cost. Current performance may be lower or higher than the performance data quoted.**

Meeder Investment Management is the global brand for the Meeder group of affiliated companies. Investment advisory services are provided through Meeder Public Funds, Inc, dba Patterson & Associates. Please contact us if you would like to receive a copy of our current ADV disclosure brochure or privacy policy.

**Patterson & Associates**  
Barton Oaks Plaza  
Building II  
901 S. MoPac, Suite 195  
Austin, TX 78746  
800.817.2442