



QUARTERLY INVESTMENT REPORT

Collin County College

NOVEMBER 30, 2022



M E E D E R

PUBLIC FUNDS
PATTERSON GROUP

Peeling the Inflation Onion

NY Federal President Williams has compared the fight against inflation to ‘peeling an onion’ with three distinct layers to be overcome. Williams sees the outer layer of globally traded commodities lumber, steel, grains and oil which surged in prices with supply chain problems and Russia’s actions in Ukraine. These are the easiest to overcome as economies normalize and supply chains normalize.

The middle layer is made up of finished products, especially durable goods like appliances, cars and furniture that also felt the supply chain pressure and contributed to outsized domestic price increases. These take considerably longer to peel back.

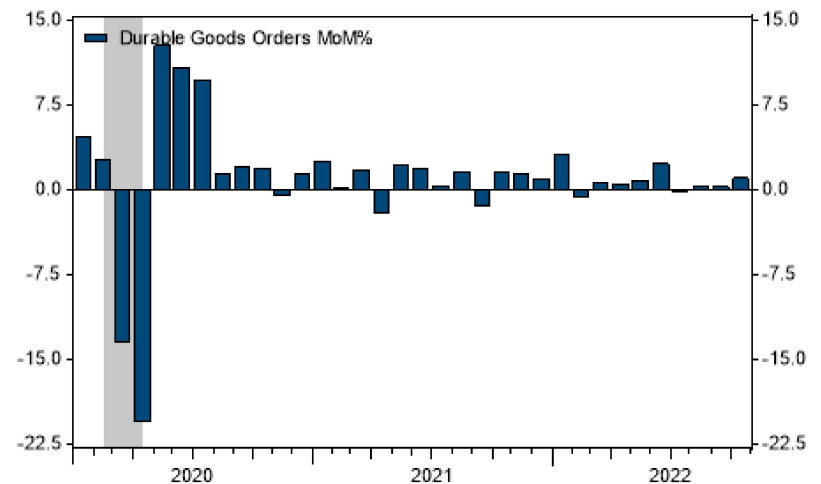
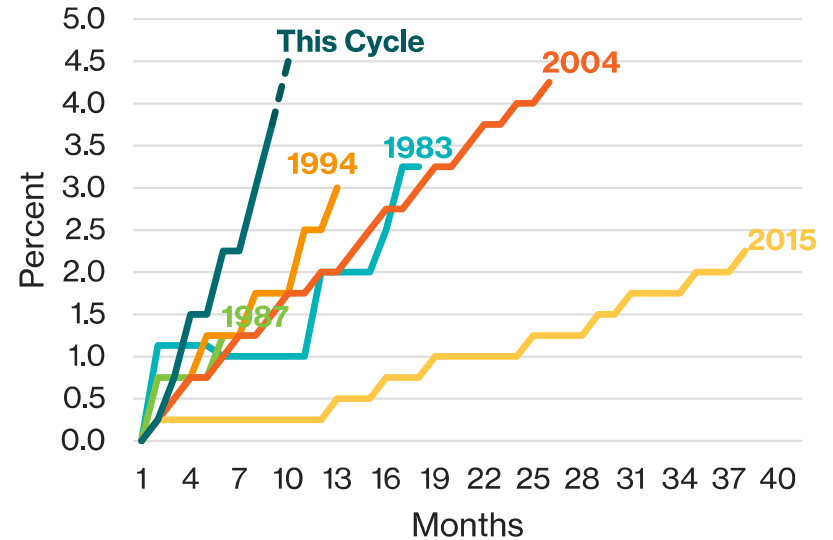
The final inner layer he notes is the most challenging: underlying inflation reflecting the balance between supply and demand of the economy and the labor market. This may require years.

Differences of opinion at the Fed as to where we are on the onion is expected to slow the series of massive 0.75% hikes we saw in 2022. The market expects only a 0.50% hike December 14th and while Fed officials may be increasingly willing to reduce the size of rates hikes sooner than later, the growing consensus at the Fed is for an ongoing and enhanced need for higher rates beyond earlier expectations. In other words, the pathway to the terminal level may be less abrupt, but the terminal level itself may be more elevated. Estimates now range between 4.4% and 4.9%.

It was just November 2021 when the Chairman said it was “time to retire the term *transitory*.” Clearly, he meant it and they continue on their effort to destroy demand.

The October inflation reports which showed rates off recent highs were a welcome step in the right direction towards reinstating price stability.

Fastest Rate Hiking Cycle



Source: Census Bureau/Haver Analytics

A Fragile Balance

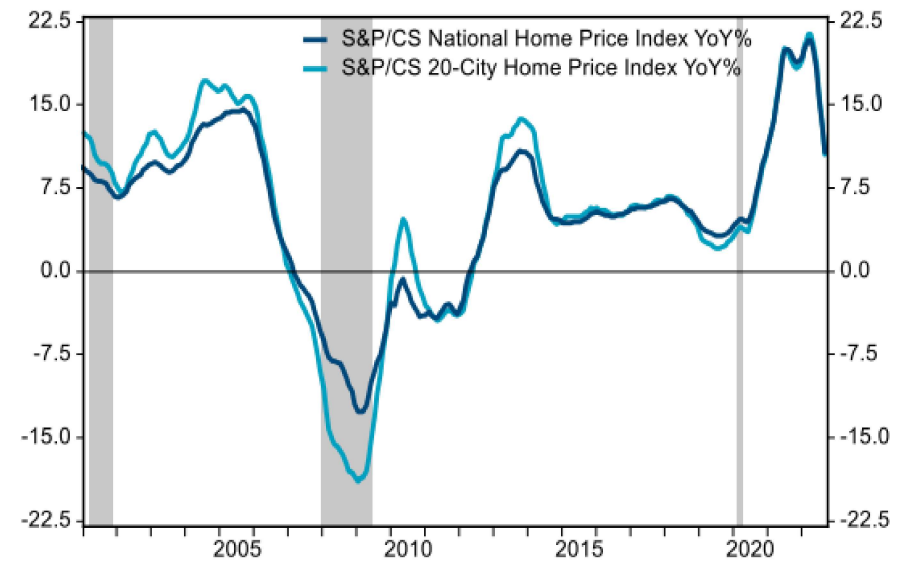
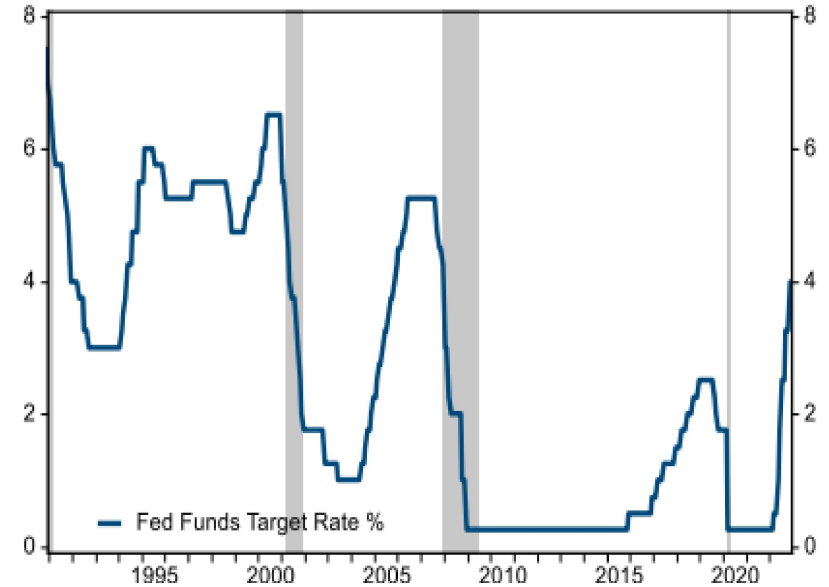
Although the markets are growing more confident that the Fed may be able to pull off a *soft* landing there is still a fragile balance between the large number of variables and forces influencing global economies as well as the US.

The consumer made a strong (non-expected) push on Black Friday deals. They appear to have a bit more momentum heading into the key holiday spending season with sales beating expectations. This consumer activity is a welcome reprieve for retailers, but at 1.9% this is a marked decline from an average 8.6% pace last year. Troublingly, the consumer continues to drawdown on savings and ramp up debt particularly on credit cards to make the holidays jolly.

Of course, from the Fed's perspective, a bounce in consumer spending, against the backdrop of still elevated inflation, reinforces the need for the Fed to continue to raise rates higher in order to reinstate price stability. Remember, the intent of the Fed is to intentionally lower demand and increase the unemployment rate as the economy slows in order to lower price pressures.

Two international players also figure into the balancing act. Oil dropped on indications of increased OPEC production, but it was quickly negated by the Saudis repudiation of any output increase. In China, the world's 2nd largest economy, is facing increasing protests from the population against zero-covid tolerance. If the government pushes back with shut-downs the supply chain will begin to tangle again. If not, increasing China demand may also increase commodity prices.

Of course, Russia and North Korea remain as additional balancing questions. Lots to look at on this economic see-saw.



Source: Standard & Poor's/Haver Analytics

Expectations Drive Rates

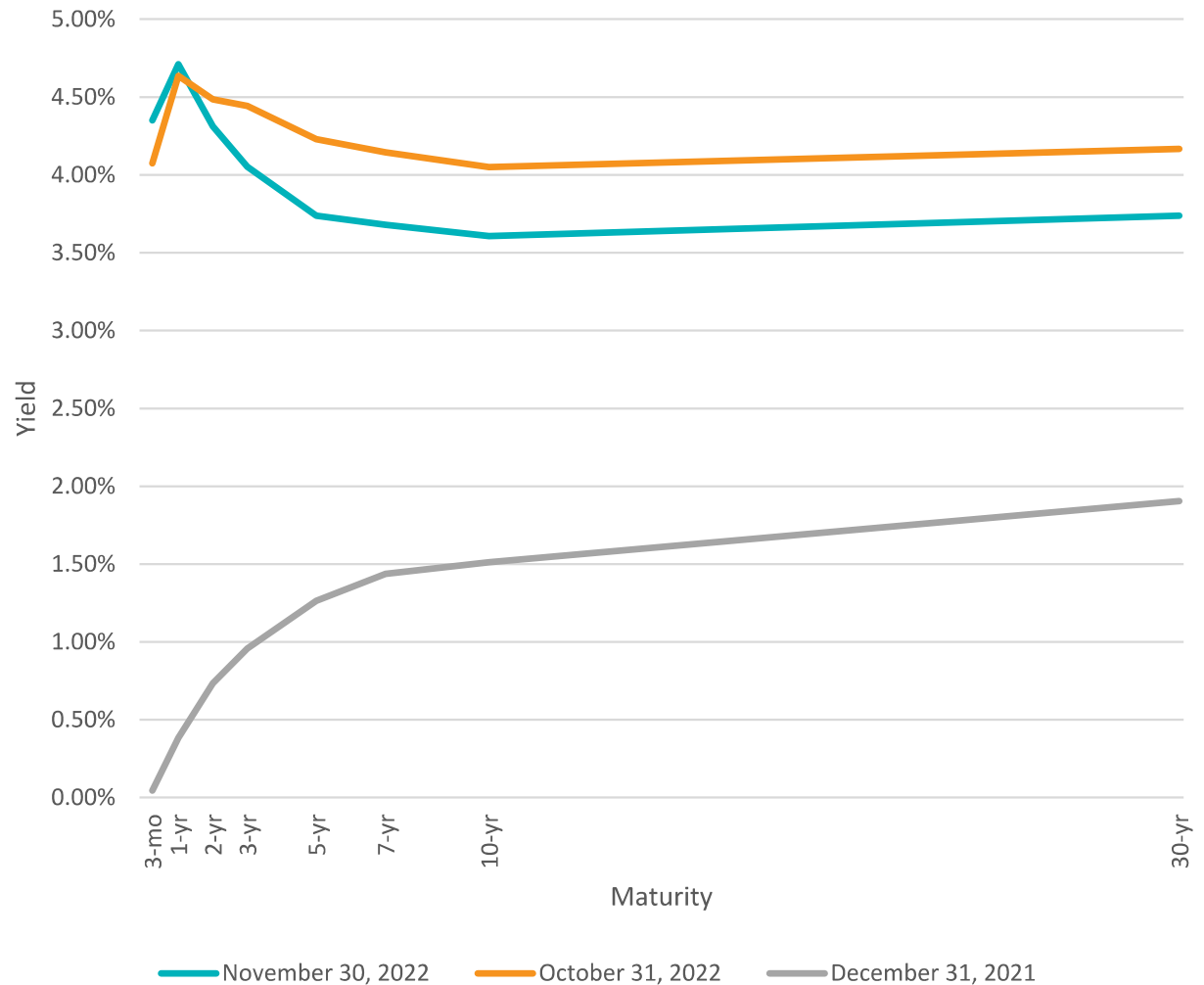
The Fed may moderate from the 0.75% hike and give us only a 0.50% hike in December.

The Fed fully concedes that higher rates will slow growth but is willing to take these actions to tame inflation through lessening demand.

The expected increase in GDP has changed the recession discussion somewhat with the market even beginning to think a soft landing possible.

There are signs of slightly slowing inflation such as lower rents and a reduced need for workers. The continuously changing environment has even the Fed debating how much more tightening is needed.

U.S. Treasury Yield Curve



Collin County Community College District
 Quarterly Investment Report
 September 1, 2022 – November 30, 2022

Portfolio Summary Management Report

This quarterly report is prepared in compliance with the Investment Policy and Strategy of the District and the Public Funds Investment Act (Chapter 2256., Texas Government Code).

<u>Portfolio as of 08/31/22:</u>		<u>Portfolio as of 11/30/22:</u>	
Beginning Book Value	\$ 402,326,086	Ending Book Value	\$ 379,746,402
Beginning Market Value	\$ 399,714,700	Ending Market Value	\$ 376,143,192
		Investment Income for the period	\$ 2,646,276
		Unrealized Gain/Loss	\$ (3,603,210)
WAM at Beginning Period Date ¹	170 days	WAM at Ending Period Date ¹	142 days
<i>(Decrease in market value is due to seasonal cash outflows)</i>		Change in Market Value ²	\$ (23,571,508)
Average Yield to Maturity for period		2.807%	
Average Yield 3 Month Treasury Bill for period		3.800%	

Melissa Irby, Chief Financial Officer
 Collin County Community College District

Julie Bradley, Associate V.P. - Controller
 Collin County Community College District

Barbara Johnston, Associate V.P.
 Collin County Community College District



Linda T. Patterson, President
 Patterson & Associates

¹ WAM – weighted average maturity

² “Change in Market Value” is required data, but will primarily reflect the receipt and expenditure of the District’s funds from quarter to quarter. *Patterson & Associates* has assisted in the preparation of this consolidated investment report, with additional input provided by CCCCDD.

Your Portfolio

As of November 30, 2022

Your Portfolio Statistics

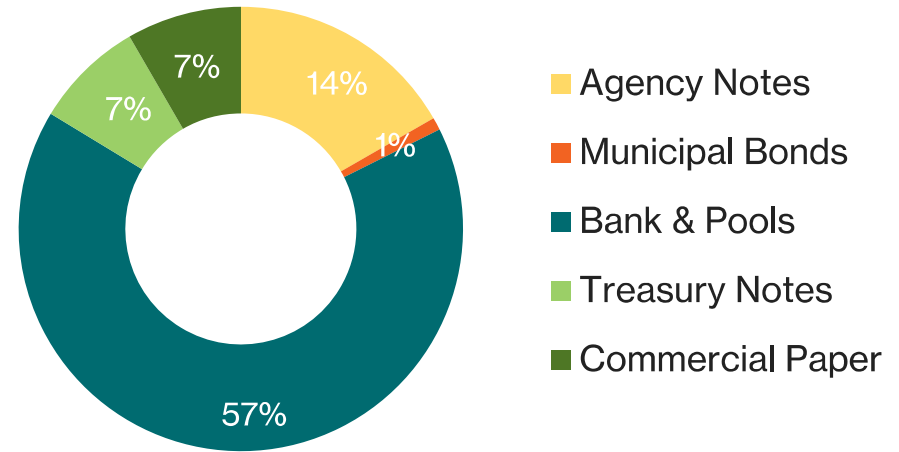
Weighted Average Maturity

0.39 years

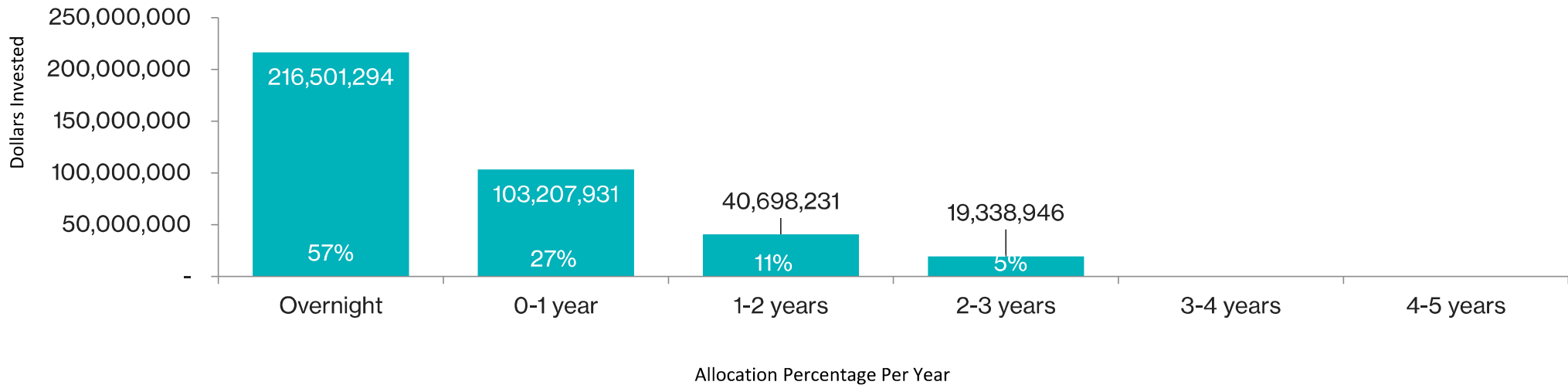
Weighted Average Yield (All Funds)

3.18%

Your Asset Allocation



Your Maturity Distribution



**Collin Co Comm College Dist.
Portfolio Management
Portfolio Summary
November 30, 2022**

Patterson & Associates
901 S. MoPac
Suite 195
Austin, TX 78746
-

Investments	Par Value	Market Value	Book Value	% of Portfolio	Term	Days to Maturity	YTM 365 Equiv.
Commercial Paper Disc. -Amortizing	80,000,000.00	79,097,700.00	79,336,444.44	20.89	226	87	3.527
Federal Agency Coupon Securities	55,000,000.00	51,969,381.15	54,712,458.19	14.41	1,048	601	1.284
Treasury Coupon Securities	27,000,000.00	25,579,256.00	26,190,874.26	6.90	709	523	2.784
Municipal Bonds	3,000,000.00	2,995,560.00	3,005,330.92	0.79	1,000	45	1.500
TexStar	40,049,178.29	40,049,178.29	40,049,178.29	10.55	1	1	3.559
Texpool	171,118,623.62	171,118,623.62	171,118,623.62	45.06	1	1	3.611
JPMorgan Chase	139,669.16	139,669.16	139,669.16	0.04	1	1	0.000
Texas Range	5,193,823.53	5,193,823.53	5,193,823.53	1.37	1	1	3.650
	381,501,294.60	376,143,191.75	379,746,402.41	100.00%	256	142	3.178

Cash and Accrued Interest						
Accrued Interest at Purchase		17,152.78	17,152.78			
Subtotal		17,152.78	17,152.78			
Total Cash and Investments	381,501,294.60	376,160,344.53	379,763,555.19		256	142

Total Earnings	November 30 Month Ending	Fiscal Year To Date
Current Year	974,725.81	2,646,276.35

..

Collin Co Comm College Dist.
Summary by Type
November 30, 2022
Grouped by Fund

Patterson & Associates
 901 S. MoPac
 Suite 195
 Austin, TX 78746
 -

Security Type	Number of Investments	Par Value	Book Value	% of Portfolio	Average YTM 365	Average Days to Maturity
Fund: Building						
Federal Agency Coupon Securities	4	25,000,000.00	25,000,000.00	6.58	0.540	601
Treasury Coupon Securities	1	5,000,000.00	4,897,389.22	1.29	2.467	639
Texpool	1	54,551,086.21	54,551,086.21	14.37	3.611	1
TexStar	1	28,596,410.69	28,596,410.69	7.53	3.559	1
Subtotal	7	113,147,496.90	113,044,886.12	29.77	2.869	161
Fund: 2020 Bond Series						
Texpool	1	34,276,975.61	34,276,975.61	9.03	3.611	1
Subtotal	1	34,276,975.61	34,276,975.61	9.03	3.611	1
Fund: Debt Service						
Texas Range	1	20.75	20.75	0.00	3.650	1
Texpool	1	17,375,399.46	17,375,399.46	4.58	3.611	1
Subtotal	2	17,375,420.21	17,375,420.21	4.58	3.611	1
Fund: Operating						
Municipal Bonds	1	3,000,000.00	3,005,330.92	0.79	1.500	45
Federal Agency Coupon Securities	6	30,000,000.00	29,712,458.19	7.82	1.909	602
JPMorgan Chase	1	139,669.16	139,669.16	0.04	0.000	1
Commercial Paper Disc. -Amortizing	4	40,000,000.00	39,668,222.22	10.45	3.527	87
Treasury Coupon Securities	3	17,000,000.00	16,305,678.56	4.29	2.774	573
Texas Range	1	5,193,802.78	5,193,802.78	1.37	3.650	1
Texpool	1	18,521,114.63	18,521,114.63	4.88	3.611	1
TexStar	1	11,452,767.60	11,452,767.60	3.02	3.559	1
Subtotal	18	125,307,354.17	123,999,044.06	32.66	3.008	249
Fund: Stabilization						
Commercial Paper Disc. -Amortizing	4	40,000,000.00	39,668,222.22	10.45	3.527	87

Collin Co Comm College Dist.
 Summary by Type
 November 30, 2022
 Grouped by Fund

Security Type	Number of Investments	Par Value	Book Value	% of Portfolio	Average YTM 365	Average Days to Maturity
Fund: Stabilization						
Treasury Coupon Securities	1	5,000,000.00	4,987,806.48	1.31	3.126	242
Texpool	1	46,394,047.71	46,394,047.71	12.22	3.611	1
Subtotal	6	91,394,047.71	91,050,076.41	23.98	3.548	52
Total and Average	34	381,501,294.60	379,746,402.41	100.00	3.178	142



**Collin Co Comm College Dist.
Fund BLDG - Building
Investments by Fund
November 30, 2022**

Patterson & Associates
901 S. MoPac
Suite 195
Austin, TX 78746
-

CUSIP	Investment #	Issuer	Purchase Date	Book Value	Par Value	Market Value	Current Rate	YTM 360	YTM 365	Maturity Date	Days To Maturity
Federal Agency Coupon Securities											
3130ALJ70	10172	FHLB Call Note	03/12/2021	5,000,000.00	5,000,000.00	4,716,496.00	0.400	0.394	0.400	03/12/2024	467
3130AMT85	10175	FHLB Call Note	06/28/2021	10,000,000.00	10,000,000.00	9,324,328.10	0.400	0.394	0.400	06/28/2024	575
3130ANNS5	10176	FHLB Call Note	08/30/2021	5,000,000.00	5,000,000.00	4,641,103.60	0.500	0.493	0.500	08/28/2024	636
3130AQCM3	10178	FHLB Call Note	12/20/2021	5,000,000.00	5,000,000.00	4,638,286.40	1.000	0.986	1.000	12/20/2024	750
Subtotal and Average				25,000,000.00	25,000,000.00	23,320,214.10		0.533	0.540		600
Treasury Coupon Securities											
912828YE4	10179	T Note	04/18/2022	4,897,389.22	5,000,000.00	4,727,150.00	1.250	2.432	2.466	08/31/2024	639
Subtotal and Average				4,897,389.22	5,000,000.00	4,727,150.00		2.433	2.467		639
TexStar											
2450	10007	TexStar	02/01/2016	28,596,410.69	28,596,410.69	28,596,410.69	3.559	3.510	3.558		1
Subtotal and Average				28,596,410.69	28,596,410.69	28,596,410.69		3.510	3.559		1
Texpool											
700001	10009	Texpool	02/01/2016	54,551,086.21	54,551,086.21	54,551,086.21	3.611	3.561	3.611		1
Subtotal and Average				54,551,086.21	54,551,086.21	54,551,086.21		3.562	3.611		1
Total Investments and Average				113,044,886.12	113,147,496.90	111,194,861.00		2.830	2.869		161

**Fund BOND20 - 2020 Bond Series
Investments by Fund
November 30, 2022**

CUSIP	Investment #	Issuer	Purchase Date	Book Value	Par Value	Market Value	Current Rate	YTM 360	YTM 365	Maturity Days To Date Maturity
Texpool										
700006A	10164	Texpool	04/29/2020	34,276,975.61	34,276,975.61	34,276,975.61	3.611	3.561	3.611	1
Subtotal and Average				34,276,975.61	34,276,975.61	34,276,975.61		3.562	3.611	1
Total Investments and Average				34,276,975.61	34,276,975.61	34,276,975.61		3.562	3.611	1

**Fund DS - Debt Service
Investments by Fund
November 30, 2022**

CUSIP	Investment #	Issuer	Purchase Date	Book Value	Par Value	Market Value	Current Rate	YTM 360	YTM 365	Maturity Days To Date Maturity
Texpool										
700004	10010	Texpool	02/01/2016	17,375,399.46	17,375,399.46	17,375,399.46	3.611	3.561	3.611	1
Subtotal and Average				17,375,399.46	17,375,399.46	17,375,399.46		3.562	3.611	1
Texas Range										
1291-01	10141	TexasDAILY	02/04/2019	20.75	20.75	20.75	3.650	3.600	3.650	1
Subtotal and Average				20.75	20.75	20.75		3.600	3.650	1
Total Investments and Average				17,375,420.21	17,375,420.21	17,375,420.21		3.562	3.611	1

**Fund OPER - Operating
Investments by Fund
November 30, 2022**

CUSIP	Investment #	Issuer	Purchase Date	Book Value	Par Value	Market Value	Current Rate	YTM 360	YTM 365	Maturity Date	Days To Maturity
Commercial Paper Disc. -Amortizing											
22533UPH0	10186	Credit Agricole CP	07/15/2022	9,928,500.00	10,000,000.00	9,900,890.00		3.427	3.475	02/17/2023	78
63873KQD2	10188	Natixis NY CP	07/15/2022	9,904,516.67	10,000,000.00	9,865,690.00		3.501	3.549	03/13/2023	102
78009BR61	10190	Royal Bank of Canada CP	07/15/2022	9,872,950.00	10,000,000.00	9,833,130.00		3.777	3.829	04/06/2023	126
80285QND8	10184	Santander UK CP	07/15/2022	9,962,255.55	10,000,000.00	9,949,140.00	3.160	3.211	3.255	01/13/2023	43
Subtotal and Average				39,668,222.22	40,000,000.00	39,548,850.00		3.479	3.527		87
Federal Agency Coupon Securities											
31422XMV1	10177	FRMAC Call Note	10/04/2021	5,000,000.00	5,000,000.00	4,628,273.80	0.500	0.493	0.500	10/04/2024	673
3133ENYX2	10193	FFCB Note	07/25/2022	4,999,796.19	5,000,000.00	4,895,987.25	3.250	3.207	3.251	06/17/2024	564
3133EL5J9	10167	FFCB Call Note	09/16/2020	5,000,000.00	5,000,000.00	4,828,296.75	0.300	0.305	0.310	09/01/2023	274
3133EL6U3	10169	FFCB Call Note	09/16/2020	5,000,000.00	5,000,000.00	4,822,534.25	0.280	0.309	0.313	09/14/2023	287
3134GXZT4	10183	FHLMC Call Note	07/14/2022	5,000,000.00	5,000,000.00	4,899,132.45	4.000	3.945	4.000	07/14/2025	956
3135G03U5	10194	FNMA Note	08/05/2022	4,712,662.00	5,000,000.00	4,574,942.55	0.625	3.107	3.150	04/22/2025	873
Subtotal and Average				29,712,458.19	30,000,000.00	28,649,167.05		1.883	1.909		601
Treasury Coupon Securities											
91282CAW1	10180	T Note	05/16/2022	5,878,349.54	6,000,000.00	5,748,750.00	0.250	2.394	2.428	11/15/2023	349
91282CCC3	10181	T Note	05/16/2022	5,801,045.49	6,000,000.00	5,633,436.00	0.250	2.571	2.607	05/15/2024	531
912828ZT0	10182	T Note	06/15/2022	4,626,283.53	5,000,000.00	4,532,225.00	0.250	3.376	3.423	05/31/2025	912
Subtotal and Average				16,305,678.56	17,000,000.00	15,914,411.00		2.736	2.774		573
Municipal Bonds											
20772KAE9	10163	State of Connecticut	04/20/2020	3,005,330.92	3,000,000.00	2,995,560.00	2.990	1.479	1.500	01/15/2023	45
Subtotal and Average				3,005,330.92	3,000,000.00	2,995,560.00		1.480	1.500		45
TexStar											
5450	10008	TexStar	02/01/2016	11,452,767.60	11,452,767.60	11,452,767.60	3.559	3.510	3.558		1
Subtotal and Average				11,452,767.60	11,452,767.60	11,452,767.60		3.510	3.559		1
Texpool											
700003	10011	Texpool	02/01/2016	18,521,114.63	18,521,114.63	18,521,114.63	3.611	3.561	3.611		1
Subtotal and Average				18,521,114.63	18,521,114.63	18,521,114.63		3.562	3.611		1

**Fund OPER - Operating
Investments by Fund
November 30, 2022**

CUSIP	Investment #	Issuer	Purchase Date	Book Value	Par Value	Market Value	Current Rate	YTM 360	YTM 365	Maturity Days To Date Maturity
JPMorgan Chase										
7828	10012	JPMorgan Chase Commercial Chkg	02/01/2016	139,669.16	139,669.16	139,669.16				1
Subtotal and Average				139,669.16	139,669.16	139,669.16		0.000	0.000	1
Texas Range										
1291-00	10142	TexasDAILY	02/06/2019	5,193,802.78	5,193,802.78	5,193,802.78	3.650	3.600	3.650	1
Subtotal and Average				5,193,802.78	5,193,802.78	5,193,802.78		3.600	3.650	1
Total Investments and Average				123,999,044.06	125,307,354.17	122,415,342.22		2.967	3.008	248

**Fund STABL - Stabilization
Investments by Fund
November 30, 2022**

CUSIP	Investment #	Issuer	Purchase Date	Book Value	Par Value	Market Value	Current Rate	YTM 360	YTM 365	Maturity Date	Days To Maturity
Commercial Paper Disc. -Amortizing											
22533UPH0	10187	Credit Agricole CP	07/15/2022	9,928,500.00	10,000,000.00	9,900,890.00	3.300	3.427	3.475	02/17/2023	78
63873KOD2	10189	Natixis NY CP	07/15/2022	9,904,516.67	10,000,000.00	9,865,690.00	3.370	3.501	3.549	03/13/2023	102
78009BR61	10191	Royal Bank of Canada CP	07/15/2022	9,872,950.00	10,000,000.00	9,833,130.00	3.630	3.777	3.829	04/06/2023	126
80285QND8	10185	Santander UK CP	07/15/2022	9,962,255.55	10,000,000.00	9,949,140.00	3.160	3.211	3.255	01/13/2023	43
Subtotal and Average				39,668,222.22	40,000,000.00	39,548,850.00		3.479	3.527		87
Treasury Coupon Securities											
912828Y61	10192	T Note	07/20/2022	4,987,806.48	5,000,000.00	4,937,695.00	2.750	3.083	3.125	07/31/2023	242
Subtotal and Average				4,987,806.48	5,000,000.00	4,937,695.00		3.083	3.126		242
Texpool											
700005	10050	Texpool	01/24/2018	46,394,047.71	46,394,047.71	46,394,047.71	3.611	3.561	3.611		1
Subtotal and Average				46,394,047.71	46,394,047.71	46,394,047.71		3.562	3.611		1
Total Investments and Average				91,050,076.41	91,394,047.71	90,880,592.71		3.499	3.548		51

Collin Co Comm College Dist.
Cash Reconciliation Report
For the Period September 1, 2022 - November 30, 2022
Grouped by Fund

Patterson & Associates
 901 S. MoPac
 Suite 195
 Austin, TX 78746
 -

Trans. Date	Investment #	Fund	Trans. Type	Security ID	Par Value	Security Description	Maturity Date	Purchases	Interest	Redemptions	Cash
Building											
09/12/2022	10172	BLDG	Interest	3130ALJ70	5,000,000.00	FHLBC 5.0M 0.40% Mat. 03/12/2024	03/12/2024	0.00	10,000.00	0.00	10,000.00
10/01/2022	10170	BLDG	Interest	419792ZH2	3,000,000.00	HAWAII 3.0M 0.43% Mat.	10/01/2022	0.00	6,435.00	0.00	6,435.00
10/01/2022	10170	BLDG	Maturity	419792ZH2	3,000,000.00	HAWAII 3.0M 0.43% Mat.	10/01/2022	0.00	0.00	3,000,000.00	3,000,000.00
Subtotal								0.00	16,435.00	3,000,000.00	3,016,435.00
Operating											
09/01/2022	10167	OPER	Interest	3133EL5J9	5,000,000.00	FFCBC 5.0M 0.30% Mat. 09/01/2023	09/01/2023	0.00	7,500.00	0.00	7,500.00
09/14/2022	10169	OPER	Interest	3133EL6U3	5,000,000.00	FFCBC 5.0M 0.28% Mat. 09/14/2023	09/14/2023	0.00	7,000.00	0.00	7,000.00
10/04/2022	10177	OPER	Interest	31422XMV1	5,000,000.00	FAMCAC 5.0M 0.50% Mat.	10/04/2024	0.00	12,500.00	0.00	12,500.00
10/22/2022	10194	OPER	Interest	3135G03U5	5,000,000.00	FNMA 5.0M 0.63% Mat. 04/22/2025	04/22/2025	0.00	15,625.00	0.00	15,625.00
11/15/2022	10180	OPER	Interest	91282CAW1	6,000,000.00	TNOTE 6.0M 0.25% Mat. 11/15/2023	11/15/2023	0.00	7,500.00	0.00	7,500.00
11/15/2022	10181	OPER	Interest	91282CCC3	6,000,000.00	TNOTE 6.0M 0.25% Mat. 05/15/2024	05/15/2024	0.00	7,500.00	0.00	7,500.00
11/30/2022	10182	OPER	Interest	912828ZT0	5,000,000.00	TNOTE 5.0M 0.25% Mat. 05/31/2025	05/31/2025	0.00	6,250.00	0.00	6,250.00
Subtotal								0.00	63,875.00	0.00	63,875.00
Total								0.00	80,310.00	3,000,000.00	3,080,310.00



Collin Co Comm College Dist.
Maturity Report
Sorted by Maturity Date
Receipts during September 1, 2022 - November 30, 2022

Patterson & Associates
901 S. MoPac
Suite 195
Austin, TX 78746
-

CUSIP	Investment #	Fund	Sec. Type	Issuer	Par Value	Maturity Date	Purchase Date	Rate at Maturity	Book Value at Maturity	Interest	Maturity Proceeds	Net Income
419792ZH2	10170	BLDG	MC1	HAWAII	3,000,000.00	10/01/2022	10/29/2020	0.429	3,000,000.00	6,435.00	3,006,435.00	6,435.00
Total Maturities					3,000,000.00				3,000,000.00	6,435.00	3,006,435.00	6,435.00

Collin Co Comm College Dist.
Interest Earnings
Sorted by Fund - Fund
September 1, 2022 - November 30, 2022
Yield on Beginning Book Value

Patterson & Associates
 901 S. MoPac
 Suite 195
 Austin, TX 78746
 -

CUSIP	Investment #	Fund	Security Type	Ending Par Value	Beginning Book Value	Ending Book Value	Maturity Date	Current Rate	Annualized Yield	Adjusted Interest Earnings		
										Interest Earned	Amortization/ Accretion	Adjusted Interest Earnings
Fund: Building												
912828YE4	10179	BLDG	TRC	5,000,000.00	4,882,776.41	4,897,389.22	08/31/2024	1.250	2.491	15,711.33	14,612.81	30,324.14
2450	10007	BLDG	RRP	28,596,410.69	28,390,558.38	28,596,410.69		3.559	2.908	205,852.31	0.00	205,852.31
700001	10009	BLDG	RR2	54,551,086.21	54,640,961.06	54,551,086.21		3.611	2.986	406,828.40	0.00	406,828.40
3130AOCM3	10178	BLDG	FAC	5,000,000.00	5,000,000.00	5,000,000.00	12/20/2024	1.000	1.003	12,500.00	0.00	12,500.00
3130AMT85	10175	BLDG	FAC	10,000,000.00	10,000,000.00	10,000,000.00	06/28/2024	0.400	0.401	10,000.00	0.00	10,000.00
3130ANNS5	10176	BLDG	FAC	5,000,000.00	5,000,000.00	5,000,000.00	08/28/2024	0.500	0.501	6,250.00	0.00	6,250.00
3130ALJ70	10172	BLDG	FAC	5,000,000.00	5,000,000.00	5,000,000.00	03/12/2024	0.400	0.401	5,000.00	0.00	5,000.00
419792ZH2	10170	BLDG	MC1	0.00	3,000,000.00	0.00	10/01/2022	0.429	0.435	1,072.50	0.00	1,072.50
Subtotal				113,147,496.90	115,914,295.85	113,044,886.12			2.387	663,214.54	14,612.81	677,827.35
Fund: 2020 Bond Series												
700006A	10164	BOND20	RR2	34,276,975.61	36,850,587.70	34,276,975.61		3.611	2.924	268,639.34	0.00	268,639.34
Subtotal				34,276,975.61	36,850,587.70	34,276,975.61			2.924	268,639.34	0.00	268,639.34
Fund: Debt Service												
700004	10010	DS	RR2	17,375,399.46	10,409,124.36	17,375,399.46		3.611	3.901	101,242.55	0.00	101,242.55
1291-01	10141	DS	RR5	20.75	20.60	20.75		3.650	2.921	0.15	0.00	0.15
Subtotal				17,375,420.21	10,409,144.96	17,375,420.21			3.901	101,242.70	0.00	101,242.70
Fund: Operating												
3135G03U5	10194	OPER	FAC	5,000,000.00	4,682,626.67	4,712,662.00	04/22/2025	0.625	3.242	7,812.50	30,035.33	37,847.83
3133ENYX2	10193	OPER	FAC	5,000,000.00	4,999,763.20	4,999,796.19	06/17/2024	3.250	3.262	40,625.00	32.99	40,657.99
91282CAW1	10180	OPER	TRC	6,000,000.00	5,846,629.79	5,878,349.54	11/15/2023	0.250	2.431	3,720.05	31,719.75	35,439.80
91282CCC3	10181	OPER	TRC	6,000,000.00	5,766,949.70	5,801,045.49	05/15/2024	0.250	2.630	3,720.05	34,095.79	37,815.84
91282ZT0	10182	OPER	TRC	5,000,000.00	4,588,993.84	4,626,283.53	05/31/2025	0.250	3.531	3,108.11	37,289.69	40,397.80
5450	10008	OPER	RRP	11,452,767.60	11,370,324.44	11,452,767.60		3.559	2.908	82,443.16	0.00	82,443.16
700003	10011	OPER	RR2	18,521,114.63	43,650,700.78	18,521,114.63		3.611	1.352	147,138.09	0.00	147,138.09
7828	10012	OPER	RR3	139,669.16	385,537.16	139,669.16				0.00	0.00	0.00
3134GXZT4	10183	OPER	FAC	5,000,000.00	5,000,000.00	5,000,000.00	07/14/2025	4.000	4.011	50,000.00	0.00	50,000.00
31422XMV1	10177	OPER	FAC	5,000,000.00	5,000,000.00	5,000,000.00	10/04/2024	0.500	0.501	6,250.00	0.00	6,250.00
3133EL5J9	10167	OPER	FAC	5,000,000.00	5,000,000.00	5,000,000.00	09/01/2023	0.300	0.301	3,750.00	0.00	3,750.00

Collin Co Comm College Dist.
Interest Earnings
September 1, 2022 - November 30, 2022

CUSIP	Investment #	Fund	Security Type	Ending Par Value	Beginning Book Value	Ending Book Value	Maturity Date	Current Rate	Annualized Yield	Adjusted Interest Earnings		
										Interest Earned	Amortization/ Accretion	Adjusted Interest Earnings
Fund: Operating												
3133EL6U3	10169	OPER	FAC	5,000,000.00	5,000,000.00	5,000,000.00	09/14/2023	0.280	0.281	3,500.00	0.00	3,500.00
1291-00	10142	OPER	RR5	5,193,802.78	5,154,629.79	5,193,802.78		3.650	3.048	39,172.99	0.00	39,172.99
80285QND8	10184	OPER	ACP	10,000,000.00	9,882,377.77	9,962,255.55	01/13/2023	3.160	3.242	0.00	79,877.78	79,877.78
20772KAE9	10163	OPER	MC1	3,000,000.00	3,016,235.09	3,005,330.92	01/15/2023	2.990	1.532	22,425.00	-10,904.17	11,520.83
22533UPH0	10186	OPER	ACP	10,000,000.00	9,845,083.33	9,928,500.00	02/17/2023		3.398	0.00	83,416.67	83,416.67
63873KQD2	10188	OPER	ACP	10,000,000.00	9,819,330.55	9,904,516.67	03/13/2023		3.480	0.00	85,186.12	85,186.12
78009BR61	10190	OPER	ACP	10,000,000.00	9,781,191.67	9,872,950.00	04/06/2023		3.763	0.00	91,758.33	91,758.33
Subtotal				125,307,354.17	148,790,373.78	123,999,044.06			2.362	413,664.95	462,508.28	876,173.23
Fund: Stabilization												
912828Y61	10192	STABL	TRC	5,000,000.00	4,983,221.31	4,987,806.48	07/31/2023	2.750	3.106	34,001.36	4,585.17	38,586.53
700005	10050	STABL	RR2	46,394,047.71	46,050,479.41	46,394,047.71		3.611	2.992	343,568.30	0.00	343,568.30
80285QND8	10185	STABL	ACP	10,000,000.00	9,882,377.77	9,962,255.55	01/13/2023	3.160	3.242	0.00	79,877.78	79,877.78
22533UPH0	10187	STABL	ACP	10,000,000.00	9,845,083.33	9,928,500.00	02/17/2023	3.300	3.398	0.00	83,416.67	83,416.67
63873KQD2	10189	STABL	ACP	10,000,000.00	9,819,330.55	9,904,516.67	03/13/2023	3.370	3.480	0.00	85,186.12	85,186.12
78009BR61	10191	STABL	ACP	10,000,000.00	9,781,191.67	9,872,950.00	04/06/2023	3.630	3.763	0.00	91,758.33	91,758.33
Subtotal				91,394,047.71	90,361,684.04	91,050,076.41			3.207	377,569.66	344,824.07	722,393.73
Total				381,501,294.60	402,326,086.33	379,746,402.41			2.651	1,824,331.19	821,945.16	2,646,276.35

Collin Co Comm College Dist.
Amortization Schedule
September 1, 2022 - November 30, 2022
Sorted By Fund - Fund

Patterson & Associates
 901 S. MoPac
 Suite 195
 Austin, TX 78746
 -

Investment #	Maturity Date	Beginning Par Value			Amounts Amortized	Amount Amortized	Amt Amortized	Amount Unamortized		
Issuer	Fund	Amort. Date	Current Rate	Purchase Principal	Original Premium or Discount	Ending Book Value	And Unamortized As of 09/01/2022	This Period	Through 11/30/2022	Through 11/30/2022
Building										
10179 T Note	BLDG	08/31/2024	5,000,000.00 1.250	4,860,937.50	-139,062.50	4,897,389.22	21,838.91 -117,223.59	14,612.81	36,451.72	-102,610.78
			Subtotal	4,860,937.50	-139,062.50	4,897,389.22	21,838.91 -117,223.59	14,612.81	36,451.72	-102,610.78
Operating										
10163 State of Connecticut	OPER	01/15/2023	3,000,000.00 2.990	3,119,340.00	119,340.00	3,005,330.92	-103,104.91 16,235.09	-10,904.17	-114,009.08	5,330.92
10186 Credit Agricole CP	OPER	02/17/2023	10,000,000.00	9,801,083.33	-198,916.67	9,928,500.00	44,000.00 -154,916.67	83,416.67	127,416.67	-71,500.00
10193 FFCB Note	OPER	06/17/2024	5,000,000.00 3.250	4,999,750.00	-250.00	4,999,796.19	13.20 -236.80	32.99	46.19	-203.81
10167 FFCB Call Note	OPER	09/01/2023 09/01/2021	5,000,000.00 0.300	4,998,500.00	-1,500.00	5,000,000.00	1,500.00 0.00	0.00	1,500.00	0.00
10169 FFCB Call Note	OPER	09/14/2023 09/14/2021	5,000,000.00 0.280	4,995,000.00	-5,000.00	5,000,000.00	5,000.00 0.00	0.00	5,000.00	0.00
10194 FNMA Note	OPER	04/22/2025	5,000,000.00 0.625	4,673,949.80	-326,050.20	4,712,662.00	8,676.87 -317,373.33	30,035.33	38,712.20	-287,338.00
10188 Natixis NY CP	OPER	03/13/2023	10,000,000.00	9,774,397.22	-225,602.78	9,904,516.67	44,933.33 -180,669.45	85,186.12	130,119.45	-95,483.33
10190 Royal Bank of Canada CP	OPER	04/06/2023	10,000,000.00	9,732,791.67	-267,208.33	9,872,950.00	48,400.00 -218,808.33	91,758.33	140,158.33	-127,050.00
10184 Santander UK CP	OPER	01/13/2023	10,000,000.00 3.160	9,840,244.44	-159,755.56	9,962,255.55	42,133.33 -117,622.23	79,877.78	122,011.11	-37,744.45
10180 T Note	OPER	11/15/2023	6,000,000.00 0.250	5,808,984.38	-191,015.62	5,878,349.54	37,645.41 -153,370.21	31,719.75	69,365.16	-121,650.46
10181 T Note	OPER	05/15/2024	6,000,000.00 0.250	5,726,484.38	-273,515.62	5,801,045.49	40,465.32 -233,050.30	34,095.79	74,561.11	-198,954.51
10182 T Note	OPER	05/31/2025	5,000,000.00 0.250	4,557,031.25	-442,968.75	4,626,283.53	31,962.59 -411,006.16	37,289.69	69,252.28	-373,716.47
			Subtotal	78,027,556.47	-1,972,443.53	78,691,689.89	201,625.14 -1,770,818.39	462,508.28	664,133.42	-1,308,310.11
Stabilization										
10187 Credit Agricole CP	STABL	02/17/2023	10,000,000.00 3.300	9,801,083.33	-198,916.67	9,928,500.00	44,000.00 -154,916.67	83,416.67	127,416.67	-71,500.00

Collin Co Comm College Dist.
Amortization Schedule
September 1, 2022 - November 30, 2022

Investment #	Maturity Date	Beginning Par Value				Amounts Amortized				
Issuer	Fund	Amort. Date	Current Rate	Purchase Principal	Original Premium or Discount	Ending Book Value	And Unamortized As of 09/01/2022	Amount Amortized This Period	Amt Amortized Through 11/30/2022	Amount Unamortized Through 11/30/2022
Stabilization										
10189	STABL	03/13/2023	10,000,000.00	9,774,397.22	-225,602.78	9,904,516.67	44,933.33	85,186.12	130,119.45	-95,483.33
Natixis NY CP			3.370				-180,669.45			
10191	STABL	04/06/2023	10,000,000.00	9,732,791.67	-267,208.33	9,872,950.00	48,400.00	91,758.33	140,158.33	-127,050.00
Royal Bank of Canada CP			3.630				-218,808.33			
10185	STABL	01/13/2023	10,000,000.00	9,840,244.44	-159,755.56	9,962,255.55	42,133.33	79,877.78	122,011.11	-37,744.45
Santander UK CP			3.160				-117,622.23			
10192	STABL	07/31/2023	5,000,000.00	4,981,054.69	-18,945.31	4,987,806.48	2,166.62	4,585.17	6,751.79	-12,193.52
T Note			2.750				-16,778.69			
			Subtotal	44,129,571.35	-870,428.65	44,656,028.70	181,633.28	344,824.07	526,457.35	-343,971.30
							-688,795.37			
			Total	127,018,065.32	-2,981,934.68	128,245,107.81	405,097.33	821,945.16	1,227,042.49	-1,754,892.19
							-2,576,837.35			

**Collin Co Comm College Dist.
Projected Cashflow Report
Sorted by Monthly
For the Period December 1, 2022 - June 30, 2023**

Patterson & Associates
901 S. MoPac
Suite 195
Austin, TX 78746
-

Projected Trans. Date	Investment #	Fund	Security ID	Transaction Type	Issuer	Par Value	Original Cost	Principal	Interest	Total
December 2022										
12/12/2022	10172	BLDG	3130ALJ70	Call	FHLB Call Note	5,000,000.00	5,000,000.00	5,000,000.00	0.00	5,000,000.00
12/17/2022	10193	OPER	3133ENYX2	Interest	FFCB Note	0.00	0.00	0.00	81,250.00	81,250.00
12/20/2022	10178	BLDG	3130AQCM3	Interest	FHLB Call Note	0.00	0.00	0.00	25,000.00	25,000.00
12/20/2022	10178	BLDG	3130AQCM3	Call	FHLB Call Note	5,000,000.00	5,000,000.00	5,000,000.00	0.00	5,000,000.00
12/28/2022	10175	BLDG	3130AMT85	Interest	FHLB Call Note	0.00	0.00	0.00	20,000.00	20,000.00
12/28/2022	10175	BLDG	3130AMT85	Call	FHLB Call Note	10,000,000.00	10,000,000.00	10,000,000.00	0.00	10,000,000.00
Total for December 2022						20,000,000.00	20,000,000.00	20,000,000.00	126,250.00	20,126,250.00
January 2023										
01/04/2023	10177	OPER	31422XMV1	Call	FRMAC Call Note	5,000,000.00	5,000,000.00	5,000,000.00	0.00	5,000,000.00
01/13/2023	10184	OPER	80285QND8	Maturity	Santander UK CP	10,000,000.00	9,840,244.44	10,000,000.00	0.00	10,000,000.00
01/13/2023	10185	STABL	80285QND8	Maturity	Santander UK CP	10,000,000.00	9,840,244.44	10,000,000.00	0.00	10,000,000.00
01/14/2023	10183	OPER	3134GXZT4	Interest	FHLMC Call Note	0.00	0.00	0.00	100,000.00	100,000.00
01/15/2023	10163	OPER	20772KAE9	Maturity	State of Connecticut	3,000,000.00	3,119,340.00	3,000,000.00	44,850.00	3,044,850.00
01/31/2023	10192	STABL	912828Y61	Interest	T Note	0.00	0.00	0.00	68,750.00	68,750.00
Total for January 2023						28,000,000.00	27,799,828.88	28,000,000.00	213,600.00	28,213,600.00
February 2023										
02/17/2023	10186	OPER	22533UPH0	Maturity	Credit Agricole CP	10,000,000.00	9,801,083.33	10,000,000.00	0.00	10,000,000.00
02/17/2023	10187	STABL	22533UPH0	Maturity	Credit Agricole CP	10,000,000.00	9,801,083.33	10,000,000.00	0.00	10,000,000.00
02/28/2023	10176	BLDG	3130ANNS5	Interest	FHLB Call Note	0.00	0.00	0.00	12,500.00	12,500.00
02/28/2023	10176	BLDG	3130ANNS5	Call	FHLB Call Note	5,000,000.00	5,000,000.00	5,000,000.00	0.00	5,000,000.00
02/28/2023	10179	BLDG	912828YE4	Interest	T Note	0.00	0.00	0.00	31,250.00	31,250.00
Total for February 2023						25,000,000.00	24,602,166.66	25,000,000.00	43,750.00	25,043,750.00
March 2023										
03/01/2023	10167	OPER	3133EL5J9	Interest	FFCB Call Note	0.00	0.00	0.00	7,500.00	7,500.00
03/12/2023	10172	BLDG	3130ALJ70	Interest	FHLB Call Note	0.00	0.00	0.00	10,000.00	10,000.00
03/13/2023	10188	OPER	63873KQD2	Maturity	Natixis NY CP	10,000,000.00	9,774,397.22	10,000,000.00	0.00	10,000,000.00
03/13/2023	10189	STABL	63873KQD2	Maturity	Natixis NY CP	10,000,000.00	9,774,397.22	10,000,000.00	0.00	10,000,000.00
03/14/2023	10169	OPER	3133EL6U3	Interest	FFCB Call Note	0.00	0.00	0.00	7,000.00	7,000.00
Total for March 2023						20,000,000.00	19,548,794.44	20,000,000.00	24,500.00	20,024,500.00
April 2023										
04/04/2023	10177	OPER	31422XMV1	Interest	FRMAC Call Note	0.00	0.00	0.00	12,500.00	12,500.00

Collin Co Comm College Dist.
Projected Cashflow Report
For the Period December 1, 2022 - June 30, 2023

Projected Trans. Date	Investment #	Fund	Security ID	Transaction Type	Issuer	Par Value	Original Cost	Principal	Interest	Total
April 2023										
04/06/2023	10190	OPER	78009BR61	Maturity	Royal Bank of Canada CP	10,000,000.00	9,732,791.67	10,000,000.00	0.00	10,000,000.00
04/06/2023	10191	STABL	78009BR61	Maturity	Royal Bank of Canada CP	10,000,000.00	9,732,791.67	10,000,000.00	0.00	10,000,000.00
04/22/2023	10194	OPER	3135G03U5	Interest	FNMA Note	0.00	0.00	0.00	15,625.00	15,625.00
Total for April 2023						20,000,000.00	19,465,583.34	20,000,000.00	28,125.00	20,028,125.00
May 2023										
05/15/2023	10180	OPER	91282CAW1	Interest	T Note	0.00	0.00	0.00	7,500.00	7,500.00
05/15/2023	10181	OPER	91282CCC3	Interest	T Note	0.00	0.00	0.00	7,500.00	7,500.00
05/31/2023	10182	OPER	912828ZT0	Interest	T Note	0.00	0.00	0.00	6,250.00	6,250.00
Total for May 2023						0.00	0.00	0.00	21,250.00	21,250.00
June 2023										
06/17/2023	10193	OPER	3133ENYX2	Interest	FFCB Note	0.00	0.00	0.00	81,250.00	81,250.00
06/20/2023	10178	BLDG	3130AQCM3	Interest	FHLB Call Note	0.00	0.00	0.00	25,000.00	25,000.00
06/28/2023	10175	BLDG	3130AMT85	Interest	FHLB Call Note	0.00	0.00	0.00	20,000.00	20,000.00
Total for June 2023						0.00	0.00	0.00	126,250.00	126,250.00
GRAND TOTALS:						113,000,000.00	111,416,373.32	113,000,000.00	583,725.00	113,583,725.00

**Collin Co Comm College Dist.
Texas Compliance Change in Val Report
Sorted by Fund
September 1, 2022 - November 30, 2022**

Patterson & Associates
901 S. MoPac
Suite 195
Austin, TX 78746
-

Inv #	Issuer	Fund	Purch Date	Interest Accrual	Beginning Book Value	Purchases/ Additions	Redemptions	Change in Value	Ending Book Value
Cusip	Par Value	YTM	Mat Date	Interest Received	Beginning Market Value				Ending Market Value
Fund: Building									
10007	TXSTAR	BLDG	02/01/2016	205,852.31	28,390,558.38	205,852.31	0.00	205,852.31	28,596,410.69
2450	28,596,410.69	3.558	/ /	205,852.31	28,390,558.38	205,852.31	0.00	205,852.31	28,596,410.69
10009	TXPOOL	BLDG	02/01/2016	406,828.40	54,640,961.06	406,828.40	496,703.25	-89,874.85	54,551,086.21
700001	54,551,086.21	3.611	/ /	406,828.40	54,640,961.06	406,828.40	496,703.25	-89,874.85	54,551,086.21
10170	HAWAII	BLDG	10/29/2020	1,072.50	3,000,000.00	0.00	3,000,000.00	-3,000,000.00	0.00
419792ZH2	0.00	0.000	10/01/2022	6,435.00	2,993,910.00	0.00	3,000,000.00	-2,993,910.00	0.00
10172	FHLBC	BLDG	03/12/2021	5,000.00	5,000,000.00	0.00	0.00	0.00	5,000,000.00
3130ALJ70	5,000,000.00	0.400	03/12/2024	10,000.00	4,749,301.95	0.00	0.00	-32,805.95	4,716,496.00
10175	FHLBC	BLDG	06/28/2021	10,000.00	10,000,000.00	0.00	0.00	0.00	10,000,000.00
3130AMT85	10,000,000.00	0.400	06/28/2024	0.00	9,411,095.20	0.00	0.00	-86,767.10	9,324,328.10
10176	FHLBC	BLDG	08/30/2021	6,250.00	5,000,000.00	0.00	0.00	0.00	5,000,000.00
3130ANNS5	5,000,000.00	0.500	08/28/2024	0.00	4,691,052.95	0.00	0.00	-49,949.35	4,641,103.60
10178	FHLBC	BLDG	12/20/2021	12,500.00	5,000,000.00	0.00	0.00	0.00	5,000,000.00
3130AQCM3	5,000,000.00	1.000	12/20/2024	0.00	4,697,526.35	0.00	0.00	-59,239.95	4,638,286.40
10179	TNOTE	BLDG	04/18/2022	15,711.33	4,882,776.41	0.00	0.00	14,612.81	4,897,389.22
912828YE4	5,000,000.00	2.466	08/31/2024	0.00	4,790,430.00	0.00	0.00	-63,280.00	4,727,150.00
Sub Totals For: Fund: Building				663,214.54	115,914,295.85	612,680.71	3,496,703.25	-2,869,409.73	113,044,886.12
				629,115.71	114,364,835.89	612,680.71	3,496,703.25	-3,169,974.89	111,194,861.00
Fund: 2020 Bond Series									
10164	TXPOOL	BOND20	04/29/2020	268,639.34	36,850,587.70	268,639.34	2,842,251.43	-2,573,612.09	34,276,975.61
700006A	34,276,975.61	3.611	/ /	268,639.34	36,850,587.70	268,639.34	2,842,251.43	-2,573,612.09	34,276,975.61

Portfolio CCCC

Collin Co Comm College Dist.
Texas Compliance Change in Val Report
September 1, 2022 - November 30, 2022

Inv #	Issuer	Fund	Purch Date	Interest Accrual	Beginning Book Value				Ending Book Value
Cusip	Par Value	YTM	Mat Date	Interest Received	Beginning Market Value	Purchases/ Additions	Redemptions	Change in Value	Ending Market Value
Sub Totals For: Fund: 2020 Bond Series				268,639.34	36,850,587.70	268,639.34	2,842,251.43	-2,573,612.09	34,276,975.61
				268,639.34	36,850,587.70	268,639.34	2,842,251.43	-2,573,612.09	34,276,975.61
Fund: Debt Service									
10010	TXPOOL	DS	02/01/2016	101,242.55	10,409,124.36	6,966,275.10	0.00	6,966,275.10	17,375,399.46
700004	17,375,399.46	3.611	/ /	101,242.55	10,409,124.36	6,966,275.10	0.00	6,966,275.10	17,375,399.46
10141	TXDAIL	DS	02/04/2019	0.15	20.60	0.15	0.00	0.15	20.75
1291-01	20.75	3.650	/ /	0.15	20.60	0.15	0.00	0.15	20.75
Sub Totals For: Fund: Debt Service				101,242.70	10,409,144.96	6,966,275.25	0.00	6,966,275.25	17,375,420.21
				101,242.70	10,409,144.96	6,966,275.25	0.00	6,966,275.25	17,375,420.21
Fund: Operating									
10008	TXSTAR	OPER	02/01/2016	82,443.16	11,370,324.44	82,443.16	0.00	82,443.16	11,452,767.60
5450	11,452,767.60	3.558	/ /	82,443.16	11,370,324.44	82,443.16	0.00	82,443.16	11,452,767.60
10011	TXPOOL	OPER	02/01/2016	147,138.09	43,650,700.78	54,884,181.33	80,013,767.48	-25,129,586.15	18,521,114.63
700003	18,521,114.63	3.611	/ /	147,138.09	43,650,700.78	54,884,181.33	80,013,767.48	-25,129,586.15	18,521,114.63
10012	JPMCC	OPER	02/01/2016	0.00	385,537.16	108,283,315.31	108,529,183.31	-245,868.00	139,669.16
7828	139,669.16	0.000	/ /	0.00	385,537.16	108,283,315.31	108,529,183.31	-245,868.00	139,669.16
10142	TXDAIL	OPER	02/06/2019	39,172.99	5,154,629.79	39,172.99	0.00	39,172.99	5,193,802.78
1291-00	5,193,802.78	3.650	/ /	39,172.99	5,154,629.79	39,172.99	0.00	39,172.99	5,193,802.78
10163	CONNST	OPER	04/20/2020	22,425.00	3,016,235.09	0.00	0.00	-10,904.17	3,005,330.92
20772KAE9	3,000,000.00	1.500	01/15/2023	0.00	2,996,550.00	0.00	0.00	-990.00	2,995,560.00
10167	FFCBC	OPER	09/16/2020	3,750.00	5,000,000.00	0.00	0.00	0.00	5,000,000.00
3133EL5J9	5,000,000.00	0.310	09/01/2023	7,500.00	4,841,318.10	0.00	0.00	-13,021.35	4,828,296.75
10169	FFCBC	OPER	09/16/2020	3,500.00	5,000,000.00	0.00	0.00	0.00	5,000,000.00
3133EL6U3	5,000,000.00	0.313	09/14/2023	7,000.00	4,821,953.60	0.00	0.00	580.65	4,822,534.25
10177	FAMCAC	OPER	10/04/2021	6,250.00	5,000,000.00	0.00	0.00	0.00	5,000,000.00
31422XMV1	5,000,000.00	0.500	10/04/2024	12,500.00	4,680,331.20	0.00	0.00	-52,057.40	4,628,273.80

Collin Co Comm College Dist.
Texas Compliance Change in Val Report
September 1, 2022 - November 30, 2022

Inv #	Issuer	Fund	Purch Date	Interest Accrual	Beginning Book Value				Ending Book Value
Cusip	Par Value	YTM	Mat Date	Interest Received	Beginning Market Value	Purchases/ Additions	Redemptions	Change in Value	Ending Market Value
10180	TNOTE	OPER	05/16/2022	3,720.05	5,846,629.79	0.00	0.00	31,719.75	5,878,349.54
91282CAW1	6,000,000.00	2.428	11/15/2023	7,459.24	5,777,112.00	0.00	0.00	-28,362.00	5,748,750.00
10181	TNOTE	OPER	05/16/2022	3,720.05	5,766,949.70	0.00	0.00	34,095.79	5,801,045.49
91282CCC3	6,000,000.00	2.607	05/15/2024	7,459.24	5,683,830.00	0.00	0.00	-50,394.00	5,633,436.00
10182	TNOTE	OPER	06/15/2022	3,108.11	4,588,993.84	0.00	0.00	37,289.69	4,626,283.53
912828ZT0	5,000,000.00	3.423	05/31/2025	5,737.70	4,580,860.00	0.00	0.00	-48,635.00	4,532,225.00
10183	FHLMCC	OPER	07/14/2022	50,000.00	5,000,000.00	0.00	0.00	0.00	5,000,000.00
3134GXZT4	5,000,000.00	4.000	07/14/2025	0.00	4,971,944.50	0.00	0.00	-72,812.05	4,899,132.45
10184	SANTAN	OPER	07/15/2022	0.00	9,882,377.77	0.00	0.00	79,877.78	9,962,255.55
80285QND8	10,000,000.00	3.211	01/13/2023	0.00	9,872,870.00	0.00	0.00	76,270.00	9,949,140.00
10186	CRE DAG	OPER	07/15/2022	0.00	9,845,083.33	0.00	0.00	83,416.67	9,928,500.00
22533UPH0	10,000,000.00	3.427	02/17/2023	0.00	9,834,580.00	0.00	0.00	66,310.00	9,900,890.00
10188	NATICP	OPER	07/15/2022	0.00	9,819,330.55	0.00	0.00	85,186.12	9,904,516.67
63873KQD2	10,000,000.00	3.501	03/13/2023	0.00	9,799,800.00	0.00	0.00	65,890.00	9,865,690.00
10190	RBCCP	OPER	07/15/2022	0.00	9,781,191.67	0.00	0.00	91,758.33	9,872,950.00
78009BR61	10,000,000.00	3.777	04/06/2023	0.00	9,764,250.00	0.00	0.00	68,880.00	9,833,130.00
10193	FFCB	OPER	07/25/2022	40,625.00	4,999,763.20	0.00	0.00	32.99	4,999,796.19
3133ENYX2	5,000,000.00	3.251	06/17/2024	0.00	4,977,519.45	0.00	0.00	-81,532.20	4,895,987.25
10194	FNMA	OPER	08/05/2022	7,812.50	4,682,626.67	0.00	0.00	30,035.33	4,712,662.00
3135G03U5	5,000,000.00	3.150	04/22/2025	6,684.03	4,632,361.30	0.00	0.00	-57,418.75	4,574,942.55
Sub Totals For: Fund: Operating				413,664.95	148,790,373.78	163,289,112.79	188,542,950.79	-24,791,329.72	123,999,044.06
				323,094.45	147,796,472.32	163,289,112.79	188,542,950.79	-25,381,130.10	122,415,342.22
Fund: Stabilization									
10050	TXPOOL	STABL	01/24/2018	343,568.30	46,050,479.41	343,568.30	0.00	343,568.30	46,394,047.71
700005	46,394,047.71	3.611	/ /	343,568.30	46,050,479.41	343,568.30	0.00	343,568.30	46,394,047.71

**Collin Co Comm College Dist.
Texas Compliance Change in Val Report
September 1, 2022 - November 30, 2022**

Inv #	Issuer	Fund	Purch Date	Interest Accrual	Beginning Book Value				Ending Book Value
Cusip	Par Value	YTM	Mat Date	Interest Received	Beginning Market Value	Purchases/ Additions	Redemptions	Change in Value	Ending Market Value
10185	SANTAN	STABL	07/15/2022	0.00	9,882,377.77	0.00	0.00	79,877.78	9,962,255.55
80285QND8	10,000,000.00	3.211	01/13/2023	0.00	9,872,870.00	0.00	0.00	76,270.00	9,949,140.00
10187	CREDAG	STABL	07/15/2022	0.00	9,845,083.33	0.00	0.00	83,416.67	9,928,500.00
22533UPH0	10,000,000.00	3.427	02/17/2023	0.00	9,834,580.00	0.00	0.00	66,310.00	9,900,890.00
10189	NATICP	STABL	07/15/2022	0.00	9,819,330.55	0.00	0.00	85,186.12	9,904,516.67
63873KQD2	10,000,000.00	3.501	03/13/2023	0.00	9,799,800.00	0.00	0.00	65,890.00	9,865,690.00
10191	RBCCP	STABL	07/15/2022	0.00	9,781,191.67	0.00	0.00	91,758.33	9,872,950.00
78009BR61	10,000,000.00	3.777	04/06/2023	0.00	9,764,250.00	0.00	0.00	68,880.00	9,833,130.00
10192	TNOTE	STABL	07/20/2022	34,001.36	4,983,221.31	0.00	0.00	4,585.17	4,987,806.48
912828Y61	5,000,000.00	3.125	07/31/2023	0.00	4,971,680.00	0.00	0.00	-33,985.00	4,937,695.00
Sub Totals For: Fund: Stabilization				377,569.66	90,361,684.04	343,568.30	0.00	688,392.37	91,050,076.41
				343,568.30	90,293,659.41	343,568.30	0.00	586,933.30	90,880,592.71
Report Grand Totals:				1,824,331.19	402,326,086.33	171,480,276.39	194,881,905.47	-22,579,683.92	379,746,402.41
				1,665,660.50	399,714,700.28	171,480,276.39	194,881,905.47	-23,571,508.53	376,143,191.75

Disclosures

Meeder Public Funds, Inc., is a registered investment adviser with the Securities and Exchange Commission (SEC) under the Investment Advisers Act of 1940. Registration with the SEC does not imply a certain level of skill or training. The opinions expressed in this presentation are those of Meeder Public Funds, Inc. The material presented has been derived from sources considered to be reliable, but the accuracy and completeness cannot be guaranteed.

Meeder provides monthly statements for its investment management clients to provide information about the investment portfolio. The information should not be used for audit or confirmation purposes. Please review your custodial statements and report any inaccuracies or discrepancies.

Certain information and data have been supplied by unaffiliated third parties. Although Meeder believes the information is reliable, it cannot warrant the accuracy of information offered by third parties. Market value may reflect prices received from pricing vendors when current market quotations are not available. Prices may not reflect firm bids or offers and may differ from the value at which the security can be sold.

Statements may include positions from unmanaged accounts provided for reporting purposes. Unmanaged accounts are managed directly by the client and are not included in the accounts managed by the investment adviser. This information is provided as a client convenience and the investment adviser assumes no responsibility for performance of these accounts or the accuracy of the data reported.

Investing involves risk. Past performance is no guarantee of future results. Debt and fixed income securities are subject to credit and interest rate risk. The investment return and principal value of an investment will fluctuate so that an investors shares, when redeemed, may be worth more or less than their original cost. Current performance may be lower or higher than the performance data quoted.

Investment advisory services are provided through Meeder Public Funds, Inc. Please contact us if you would like to receive a copy of our current ADV disclosure brochure or privacy policy.

**Meeder Public Funds
Patterson Group**

Barton Oaks Plaza II
901 S. MoPac Expy
Suite 195
Austin, Texas
78746

800.817.2442