



QUARTERLY INVESTMENT REPORT

Collin County College

MAY 31, 2023



MEEDER

Debt Ceiling Domination

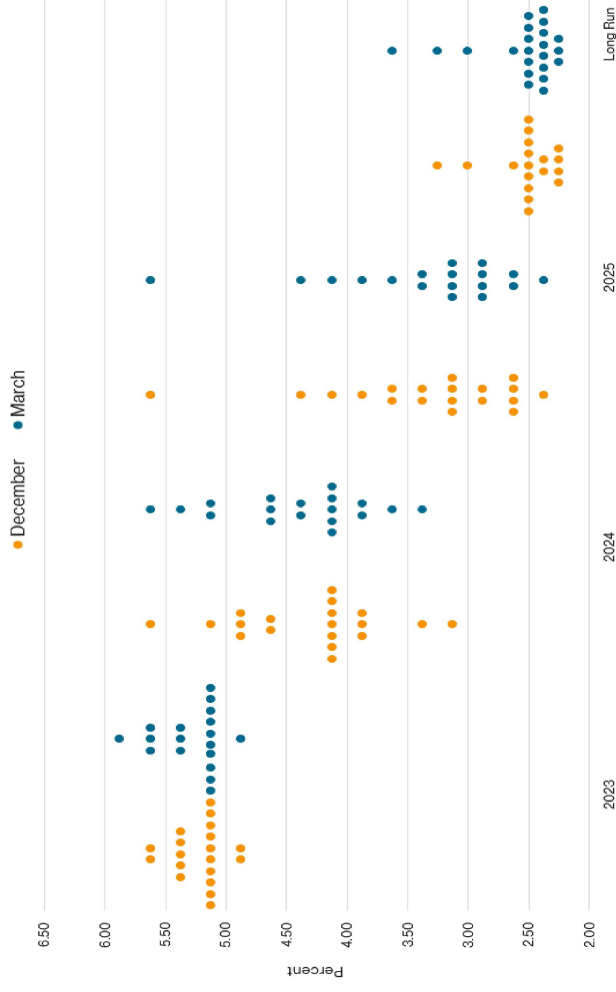
The debt ceiling debate dominated headlines in May, overshadowing solid economic data that pointed to a moderating but solid US economy. While inflation and labor market data increased the odds of a June rate hike, some Federal Reserve Governors indicated a pause might be more appropriate.

As the month progressed and we edged closer to the “X-date” of June 1st, the treasury bill market began pricing in the risk of a technical default. Yields on treasury bills maturing in the first week of June surged to over 7% as investors moved to avoid owning securities maturing after the estimated day the Treasury would run out of funds and not be able to service debt payments. By the end of the month, as a debt ceiling deal took shape, yields on those bills moved lower as markets priced out default risk and turned their eyes back to the June FOMC meeting.

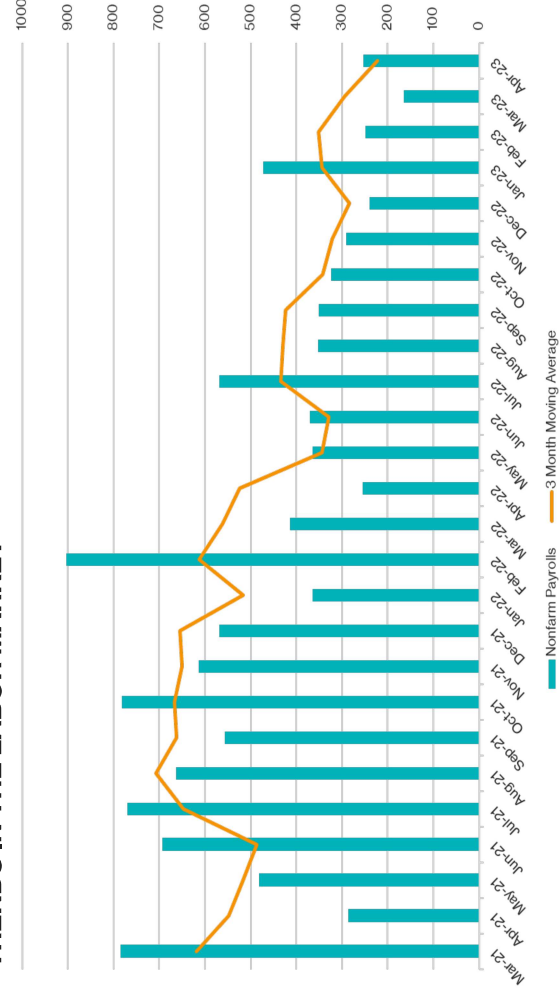
The May jobs report showed the US economy added 253,000 jobs, pointing to a still-robust labor market. The household survey reported a slight decline in labor supply, which combined with an increase in employment, pushed the unemployment rate down to 3.4%. Other labor market measures pointed to a resilient labor market. Continuing claims were flat in the month. Additionally, job openings continue to trend lower.

The May Personal Consumption Expenditures (PCE) will keep inflation a top priority for the Federal Reserve. Both headline and core PCE increased 0.4% in April, both higher increases than the indices saw in March. Likewise, over the last year, the PCE report shows headline and core inflation increased at a pace of 4.4% and 4.7%, respectively. These readings, while well below the peak figures from last summer, are still well above the Federal Reserve’s target rate of 2%.

DOT PLOT COMPARISON



TRENDS IN THE LABOR MARKET



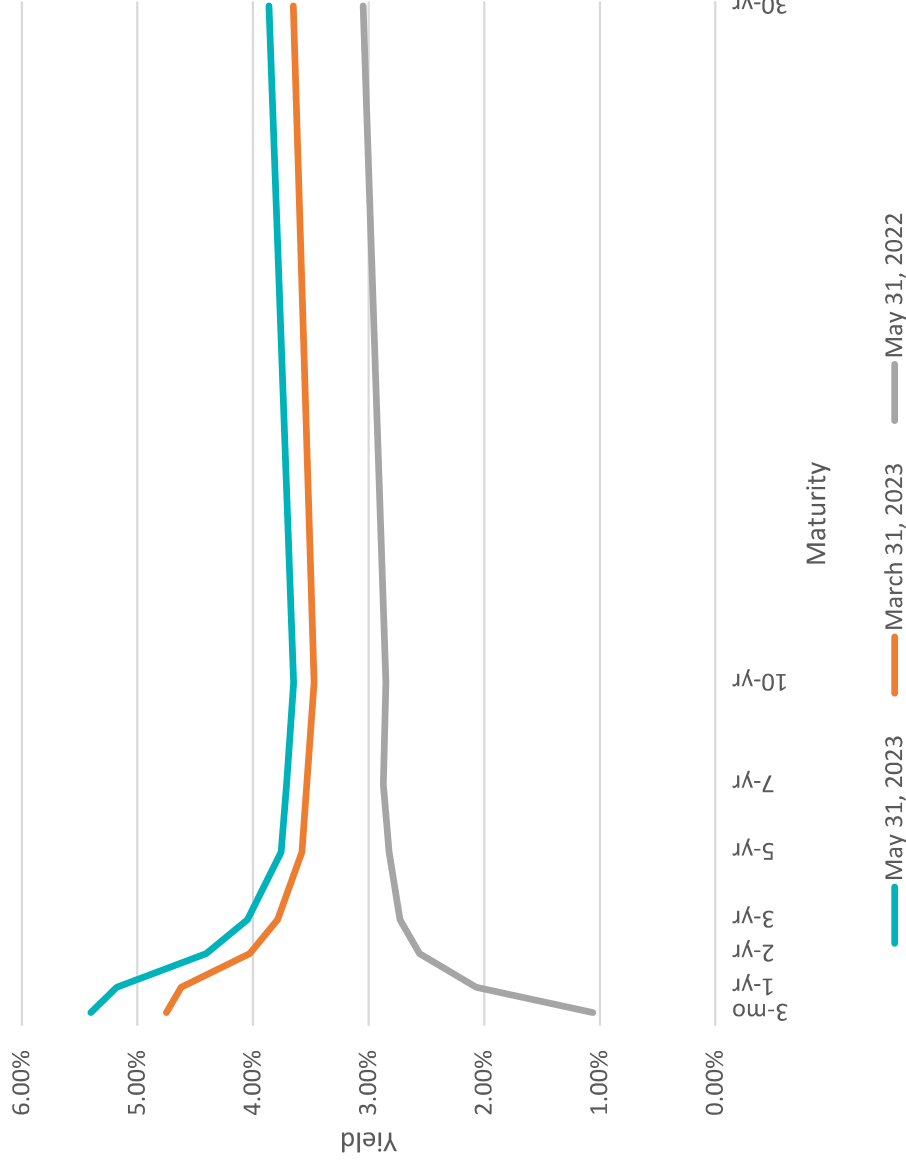
SOURCE: BLOOMBERG

Expectations Drive Rates

The solid economic data led to front-end treasury yields grinding higher throughout the month. The odds of a rate hike at the June FOMC increased during the month as well, with markets pricing in a 35% chance of a 0.25% hike in June. However, the talk of a potential pause pushed the odds of a July rate hike higher. At the end of May, markets were pricing in 0.25% of hiking by the July FOMC meeting, meaning that markets expect a hike this summer, and are leaning towards that hike coming in July. Front-end treasury yields, which are highly correlated with monetary policy changes, edged higher. The 2 Year US Treasury yield increased 0.40% to 4.40%, and the 5 Year US Treasury yield increased 0.27% to 3.75%.

Spreads on corporate bonds, commercial paper, municipal bonds, and agency bonds were generally unchanged during the month as markets settled into a range. The debt ceiling debate led to some widening that eventually reversed before the end of the month. However, spreads are still wider than they were before March, leaving opportunities to pick up the incremental yield on high-quality bonds, including agency debt. Locking in current yields and income levels will benefit portfolios when the yield curve eventually normalizes, and rates fall when this hiking cycle ends.

U.S. Treasury Yield Curve



SOURCE: BLOOMBERG

Collin County Community College District
 Quarterly Investment Report
 March 1, 2023 – May 31, 2023

Portfolio Summary Management Report

This quarterly report is prepared in compliance with the Investment Policy and Strategy of the District and the Public Funds Investment Act (Chapter 2256., Texas Government Code).

<p><u>Portfolio as of 02/28/23:</u> Beginning Book Value \$ 459,851,789 Beginning Market Value \$ 455,860,849</p> <p>WAM at Beginning Period Date¹ 185 days</p> <p><i>(Decrease in market value is due to seasonal cash outflows)</i></p> <p style="text-align: center;">Average Yield to Maturity for period 4.214% Average Yield 3 Month Treasury Bill for period 5.080%</p>	<p><u>Portfolio as of 05/31/23:</u> Ending Book Value \$ 452,336,987 Ending Market Value \$ 449,347,941 Investment Income for the period \$ 4,866,403 Unrealized Gain/Loss \$ (2,989,046)</p> <p>WAM at Ending Period Date¹ 184 days</p> <p>Change in Market Value² \$ (6,512,908)</p>
---	---

 Melissa Irby, Chief Financial Officer
 Collin County Community College District

 Julie Bradley, Associate V.P. - Controller
 Collin County Community College District

 Barbara Johnston, Associate V.P.
 Collin County Community College District


 Jason Headings, Senior Vice President
 Meeder Public Funds

 1 WAM – weighted average maturity

2 “Change in Market Value” is required data, but will primarily reflect the receipt and expenditure of the District’s funds from quarter to quarter. Meeder Public Funds has assisted in the preparation of this consolidated investment report, with additional input provided by CCCCDD.

Your Portfolio

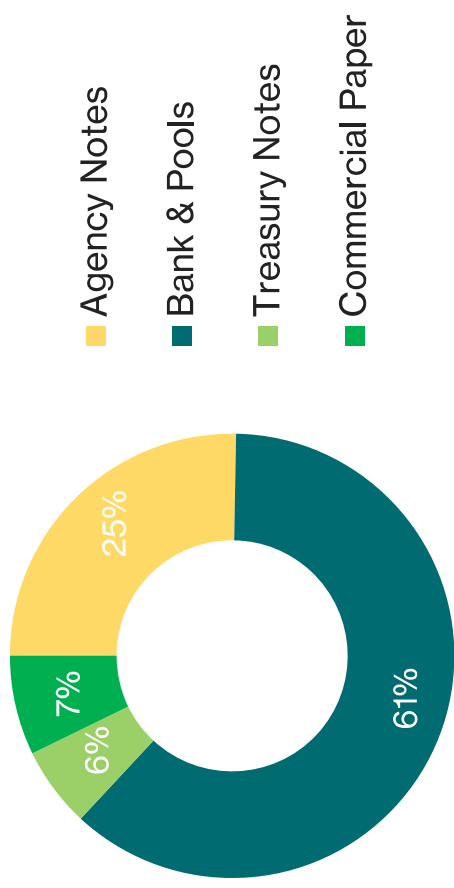
As of May 31, 2023



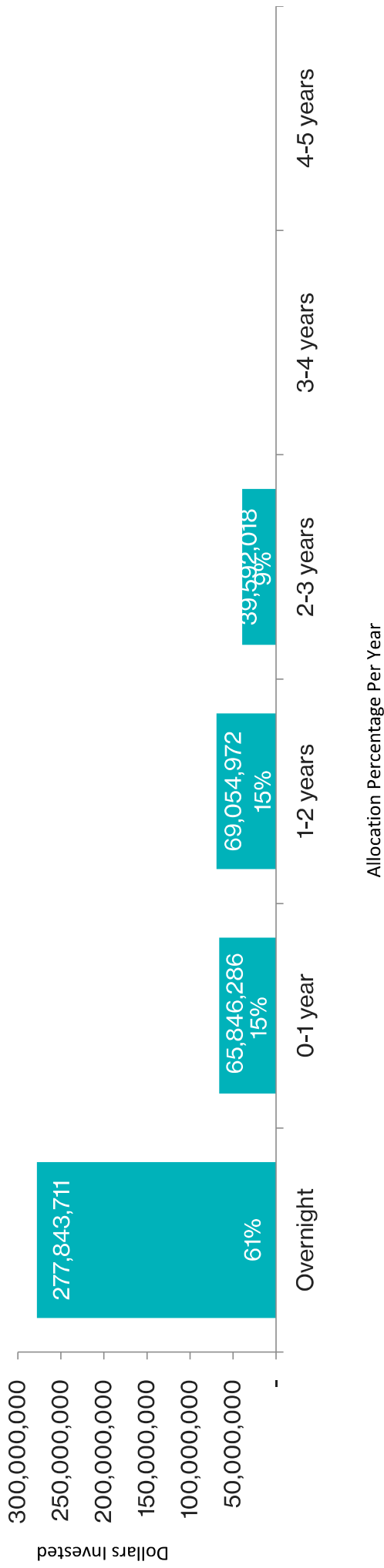
Your Portfolio Statistics

Weighted Average Maturity 0.50 years
 Weighted Average Yield (All Funds) 4.36%

Your Asset Allocation



Your Maturity Distribution



Allocation Percentage Per Year



**Collin Co Comm College Dist.
Portfolio Management
Portfolio Summary
May 31, 2023**

Patterson & Associates
901 S. MoPac
Suite 300
Austin, TX 78746

Investments	Par Value	Market Value	Book Value	% of Portfolio	Term	Days to Maturity	YTM
Commercial Paper Disc. -Amortizing	35,000,000.00	33,965,695.00	34,038,283.33	7.52	263	193	5.482
Federal Agency Coupon Securities	115,000,000.00	111,591,584.06	114,019,511.86	25.21	952	592	2.823
Treasury Coupon Securities	27,000,000.00	25,946,951.23	26,435,480.64	5.84	710	341	2.784
TexStar	40,962,573.52	40,962,573.52	40,962,573.52	9.06	1	1	5.047
Texpool	231,242,614.33	231,242,614.33	231,242,614.33	51.12	1	1	5.004
JPMorgan Chase	324,168.98	324,168.98	324,168.98	0.07	1	1	0.000
Texas Range	5,314,354.37	5,314,354.37	5,314,354.37	1.17	1	1	5.040
Investments	454,843,711.20	449,347,941.49	452,336,987.03	100.00%	302	184	4.361

Cash and Accrued Interest							
Accrued Interest at Purchase		122,719.44	122,719.44				
Subtotal		122,719.44	122,719.44				
Total Cash and Investments	454,843,711.20	449,470,660.93	452,459,706.47		302	184	4.361

Total Earnings	May 31	Month Ending	Fiscal Year To Date
Current Year	1,703,977.47		11,446,331.57

''



M E E D E R
PUBLIC FUNDS

Collin Co Comm College Dist.
Summary by Type
May 31, 2023
Grouped by Fund

Patterson & Associates
901 S. MoPac
Suite 300
Austin, TX 78746

Security Type	Number of Investments	Par Value	Book Value	% of Portfolio	Average YTM 365	Average Days to Maturity
Fund: Building						
Commercial Paper Disc. -Amortizing	2	15,000,000.00	14,544,772.21	3.22	5.418	215
Federal Agency Coupon Securities	7	50,000,000.00	49,724,056.98	10.99	2.511	552
Treasury Coupon Securities	1	5,000,000.00	4,926,614.82	1.09	2.467	457
Texpool	1	15,234,078.20	15,234,078.20	3.37	5.003	1
TexStar	1	29,248,604.49	29,248,604.49	6.47	5.047	1
Subtotal	12	114,482,682.69	113,678,126.70	25.14	3.868	289
Fund: 2020 Bond Series						
Texpool	1	32,255,375.90	32,255,375.90	7.13	5.004	1
Subtotal	1	32,255,375.90	32,255,375.90	7.13	5.004	1
Fund: Debt Service						
Texas Range	1	0.00	0.00	0.00	0.000	0
Texpool	1	33,697,542.73	33,697,542.73	7.45	5.004	1
Subtotal	2	33,697,542.73	33,697,542.73	7.45	5.004	1
Fund: Operating						
Federal Agency Coupon Securities	9	55,000,000.00	54,267,352.46	12.00	2.913	561
JPMorgan Chase	1	324,168.98	324,168.98	0.07	0.000	1
Commercial Paper Disc. -Amortizing	1	10,000,000.00	9,746,755.56	2.15	5.530	176
Treasury Coupon Securities	3	17,000,000.00	16,511,889.01	3.65	2.775	392
Texas Range	1	5,314,354.37	5,314,354.37	1.17	5.040	1
Texpool	1	113,800,972.99	113,800,972.99	25.16	5.004	1
TexStar	1	11,713,969.03	11,713,969.03	2.59	5.047	1
Subtotal	17	213,153,465.37	211,679,462.40	46.79	4.314	183
Fund: Stabilization						
Federal Agency Coupon Securities	1	10,000,000.00	10,028,102.42	2.22	3.885	957

Collin Co Comm College Dist.
 Summary by Type
 May 31, 2023
 Grouped by Fund

Security Type	Number of Investments	Par Value	Book Value	% of Portfolio	Average YTM 365	Average Days to Maturity
Fund: Stabilization						
Commercial Paper Disc. -Amortizing	1	10,000,000.00	9,746,755.56	2.15	5.530	176
Treasury Coupon Securities	1	5,000,000.00	4,996,976.81	1.10	3.126	60
Texpool	1	36,254,644.51	36,254,644.51	8.01	5.004	1
	Subtotal	61,254,644.51	61,026,479.30	13.48	4.750	191
	Total and Average	454,843,711.20	452,336,987.03	100.00	4.361	184



MEEDER
PUBLIC FUNDS

**Collin Co Comm College Dist.
Fund BLDG - Building
Investments by Fund
May 31, 2023**

Patterson & Associates
901 S. MoPac
Suite 300
Austin, TX 78746

CUSIP	Investment #	Issuer	Purchase Date	Book Value	Par Value	Market Value	Current Rate	YTM 360	YTM 365	Maturity Days To Date	
Commercial Paper Disc. -Amortizing											
22533JXT5	10202	Credit Agricole CP	03/02/2023	4,894,755.55	5,000,000.00	4,885,825.00		5.382	5.457	10/27/2023	148
78009AB52	10205	Royal Bank of Canada CP	05/15/2023	9,650,016.66	10,000,000.00	9,618,050.00		5.323	5.397	02/05/2024	249
		Subtotal and Average		14,544,772.21	15,000,000.00	14,503,875.00		5.343	5.418		215
Federal Agency Coupon Securities											
3133EN5O9	10197	FFCB Note	01/11/2023	5,011,032.41	5,000,000.00	4,985,908.65	4.500	4.295	4.355	01/10/2025	589
3130ATUC9	10196	FHLB Note	01/10/2023	10,093,957.70	10,000,000.00	10,054,414.70	4.500	4.041	4.098	12/12/2025	925
3130ALJ70	10172	FHLB Call Note	03/12/2021	5,000,000.00	5,000,000.00	4,807,907.55	0.400	0.394	0.400	03/12/2024	285
3130AMT85	10175	FHLB Call Note	06/28/2021	10,000,000.00	10,000,000.00	9,484,486.90	0.400	0.394	0.400	06/28/2024	393
3130ANNS5	10176	FHLB Call Note	08/30/2021	5,000,000.00	5,000,000.00	4,712,285.25	0.500	0.493	0.500	08/28/2024	454
3130AOCM3	10178	FHLB Call Note	12/20/2021	5,000,000.00	5,000,000.00	4,692,445.80	1.000	0.986	1.000	12/20/2024	568
3130ARD24	10206	FHLB Call Note	05/24/2023	9,619,066.87	10,000,000.00	9,611,191.00	2.010	4.940	5.008	09/30/2024	487
		Subtotal and Average		49,724,056.98	50,000,000.00	48,348,639.85		2.477	2.511		551
Treasury Coupon Securities											
912828YE4	10179	T Note	04/18/2022	4,926,614.82	5,000,000.00	4,776,757.80	1.250	2.432	2.466	08/31/2024	457
		Subtotal and Average		4,926,614.82	5,000,000.00	4,776,757.80		2.433	2.467		457
TexStar											
2450	10007	TexStar	02/01/2016	29,248,604.49	29,248,604.49	29,248,604.49	5.047	4.977	5.047		1
		Subtotal and Average		29,248,604.49	29,248,604.49	29,248,604.49		4.978	5.047		1
Texpool											
700001	10009	Texpool	02/01/2016	15,234,078.20	15,234,078.20	15,234,078.20	5.004	4.934	5.003		1
		Subtotal and Average		15,234,078.20	15,234,078.20	15,234,078.20		4.935	5.004		1
		Total Investments and Average		113,678,126.70	114,482,682.69	112,111,955.34		3.815	3.868		289

Fund BOND20 - 2020 Bond Series
Investments by Fund
May 31, 2023

CUSIP	Investment #	Issuer	Purchase Date	Book Value	Par Value	Market Value	Current Rate	YTM 360	YTM 365	Maturity Days To Date	Maturity
Texpool											
700006A	10164	Texpool	04/29/2020	32,255,375.90	32,255,375.90	32,255,375.90	5.004	4.934	5.003		1
			Subtotal and Average	32,255,375.90	32,255,375.90	32,255,375.90		4.935	5.004		1
			Total Investments and Average	32,255,375.90	32,255,375.90	32,255,375.90		4.935	5.004		1

**Fund DS - Debt Service
Investments by Fund
May 31, 2023**

CUSIP	Investment #	Issuer	Purchase Date	Book Value	Par Value	Market Value	Current Rate	YTM 360	YTM 365	Maturity Days To Date	Maturity	
Texpool												
700004	10010	Texpool	02/01/2016	33,697,542.73	33,697,542.73	33,697,542.73	5.004	4.934	5.003		1	
		Subtotal and Average		33,697,542.73	33,697,542.73	33,697,542.73		4.935	5.004		1	
Texas Range												
1291-01	10141	TexasDAILY	02/04/2019	0.00	0.00	0.00					1	
		Subtotal and Average		0.00	0.00	0.00		0.000	0.000		0	
		Total Investments and Average		33,697,542.73	33,697,542.73	33,697,542.73		4.935	5.004		1	

**Fund OPER - Operating
Investments by Fund
May 31, 2023**

CUSIP	Investment #	Issuer	Purchase Date	Book Value	Par Value	Market Value	Current Rate	YTM		Maturity Days To	
								360	365		Date Maturity
Commercial Paper Disc.-Amortizing											
87019SYQ1	10203	Swedbank CP	03/02/2023	9,746,755.56	10,000,000.00	9,730,910.00	0.500	5.454	5.529	11/24/2023	176
Subtotal and Average				9,746,755.56	10,000,000.00	9,730,910.00	0.500	5.454	5.530		176
Federal Agency Coupon Securities											
31422XMV1	10177	FRMAC Call Note	10/04/2021	5,000,000.00	5,000,000.00	4,691,523.30	0.500	0.493	0.500	10/04/2024	491
3133ENYX2	10193	FFCB Note	07/25/2022	4,999,862.17	5,000,000.00	4,910,250.35	3.250	3.207	3.251	06/17/2024	382
3133ENZ94	10199	FFCB Note	01/19/2023	10,024,799.71	10,000,000.00	9,958,312.20	4.500	4.259	4.318	11/18/2024	536
3133EN7J3	10201	FFCB Note	02/02/2023	7,475,574.58	7,500,000.00	7,423,465.13	3.875	3.950	4.005	02/02/2026	977
3133EL5J9	10167	FFCB Call Note	09/16/2020	5,000,000.00	5,000,000.00	4,935,959.70	0.300	0.305	0.310	09/01/2023	92
3133EL6U3	10169	FFCB Call Note	09/16/2020	5,000,000.00	5,000,000.00	4,926,949.10	0.280	0.309	0.313	09/14/2023	105
3134GXZT4	10183	FHLMC Call Note	07/14/2022	5,000,000.00	5,000,000.00	4,888,540.60	4.000	3.945	4.000	07/14/2025	774
3135G03U5	10194	FNMA Note	08/05/2022	4,772,732.67	5,000,000.00	4,651,016.90	0.625	3.107	3.150	04/22/2025	691
3135G04Z3	10200	FNMA Note	01/23/2023	6,994,383.33	7,500,000.00	6,926,657.33	0.500	3.935	3.990	06/17/2025	747
Subtotal and Average				54,267,352.46	55,000,000.00	53,312,674.61	0.500	2.873	2.913		560
Treasury Coupon Securities											
91282CAW1	10180	T Note	05/16/2022	5,941,789.04	6,000,000.00	5,862,890.64	0.250	2.394	2.428	11/15/2023	167
91282CCC3	10181	T Note	05/16/2022	5,869,237.05	6,000,000.00	5,723,203.14	0.250	2.571	2.607	05/15/2024	349
91282BZT0	10182	T Note	06/15/2022	4,700,862.92	5,000,000.00	4,605,273.45	0.250	3.376	3.423	05/31/2025	730
Subtotal and Average				16,511,889.01	17,000,000.00	16,191,367.23	0.250	2.737	2.775		391
TexStar											
5450	10008	TexStar	02/01/2016	11,713,969.03	11,713,969.03	11,713,969.03	5.047	4.977	5.047		1
Subtotal and Average				11,713,969.03	11,713,969.03	11,713,969.03	5.047	4.978	5.047		1
Texpool											
700003	10011	Texpool	02/01/2016	113,800,972.99	113,800,972.99	113,800,972.99	5.004	4.934	5.003		1
Subtotal and Average				113,800,972.99	113,800,972.99	113,800,972.99	5.004	4.935	5.004		1
JPMorgan Chase											
7828	10012	JPMorgan Chase Commercial Chkg	02/01/2016	324,168.98	324,168.98	324,168.98					1
Subtotal and Average				324,168.98	324,168.98	324,168.98	0.000	0.000	0.000		1

**Fund OPER - Operating
Investments by Fund
May 31, 2023**

CUSIP	Investment #	Issuer	Purchase Date	Book Value	Par Value	Market Value	Current Rate	YTM	YTM	Maturity Days To
								360	365	
1291-00	10142	TexasDAILY	02/06/2019	5,314,354.37	5,314,354.37	5,314,354.37	5.040	4.970	5,040	1
			Subtotal and Average	5,314,354.37	5,314,354.37	5,314,354.37	5.040	4.971	5,040	1
			Total Investments and Average	211,679,462.40	213,153,465.37	210,388,417.21		4.254	4,314	183

**Fund STABL - Stabilization
Investments by Fund
May 31, 2023**

CUSIP	Investment #	Issuer	Purchase Date	Book Value	Par Value	Market Value	Current Rate	YTM 360	YTM 365	Maturity Days To
										Date Maturity
Commercial Paper Disc. -Amortizing										
62479MY00	10204	MUFG Bank CP	03/02/2023	9,746,755.56	10,000,000.00	9,730,910.00		5.454	5.529	11/24/2023
			Subtotal and Average	9,746,755.56	10,000,000.00	9,730,910.00		5.454	5.530	176
Federal Agency Coupon Securities										
3133EN6A3	10198	FFCB Note	01/17/2023	10,028,102.42	10,000,000.00	9,930,269.60	4.000	3.831	3.885	01/13/2026
			Subtotal and Average	10,028,102.42	10,000,000.00	9,930,269.60		3.832	3.885	957
Treasury Coupon Securities										
912828Y61	10192	T Note	07/20/2022	4,996,976.81	5,000,000.00	4,978,826.20	2.750	3.083	3.125	07/31/2023
			Subtotal and Average	4,996,976.81	5,000,000.00	4,978,826.20		3.083	3.126	60
Texpool										
700005	10050	Texpool	01/24/2018	36,254,644.51	36,254,644.51	36,254,644.51	5.004	4.934	5.003	1
			Subtotal and Average	36,254,644.51	36,254,644.51	36,254,644.51		4.935	5.004	1
			Total Investments and Average	61,026,479.30	61,254,644.51	60,894,650.31		4.685	4.750	190



Meeder Public Funds
 901 S. MoPac
 Suite 300
 Austin, TX 78746

Collin Co Comm College Dist. Cash Reconciliation Report For the Period March 1, 2023 - May 31, 2023

Trans. Date	Investment #	Fund	Trans. Type	Security ID	Par Value	Security Description	Maturity Date	Purchases	Interest	Redemptions	Cash
03/01/2023	10167	OPER	Interest	3133EL5J9	5,000,000.00	FFCBC 5.0M 0.30% Mat. 09/01/2023	09/01/2023	0.00	7,500.00	0.00	7,500.00
03/02/2023	10202	BLDG	Purchase	22533UXT5	5,000,000.00	CREDAG 5.0M 0.00% Mat.	10/27/2023	-4,830,044.44	0.00	0.00	-4,830,044.44
03/02/2023	10203	OPER	Purchase	87019SY01	10,000,000.00	SWEDBK 10.0M 0.00% Mat.	11/24/2023	-9,615,816.67	0.00	0.00	-9,615,816.67
03/02/2023	10204	STABL	Purchase	62479MY00	10,000,000.00	MUFGBK 10.0M 0.00% Mat.	11/24/2023	-9,615,816.67	0.00	0.00	-9,615,816.67
03/12/2023	10172	BLDG	Interest	3130ALJ70	5,000,000.00	FHLBC 5.0M 0.40% Mat. 03/12/2024	03/12/2024	0.00	10,000.00	0.00	10,000.00
03/13/2023	10188	OPER	Maturity	63873KOD2	10,000,000.00	NATICP 10.0M 0.00% Mat.	03/13/2023	0.00	0.00	10,000,000.00	10,000,000.00
03/13/2023	10189	STABL	Maturity	63873KOD2	10,000,000.00	NATICP 10.0M 3.37% Mat.	03/13/2023	0.00	0.00	10,000,000.00	10,000,000.00
03/14/2023	10169	OPER	Interest	3133EL6U3	5,000,000.00	FFCBC 5.0M 0.28% Mat. 09/14/2023	09/14/2023	0.00	7,000.00	0.00	7,000.00
04/04/2023	10177	OPER	Interest	31422XMV1	5,000,000.00	FAMCAC 5.0M 0.50% Mat.	10/04/2024	0.00	12,500.00	0.00	12,500.00
04/06/2023	10190	OPER	Maturity	78009BR61	10,000,000.00	RBCCP 10.0M 0.00% Mat.	04/06/2023	0.00	0.00	10,000,000.00	10,000,000.00
04/06/2023	10191	STABL	Maturity	78009BR61	10,000,000.00	RBCCP 10.0M 3.63% Mat.	04/06/2023	0.00	0.00	10,000,000.00	10,000,000.00
04/22/2023	10194	OPER	Interest	3135G03U5	5,000,000.00	FNMA 5.0M 0.63% Mat. 04/22/2025	04/22/2025	0.00	15,625.00	0.00	15,625.00
05/15/2023	10180	OPER	Interest	91282CAW1	6,000,000.00	TNOTE 6.0M 0.25% Mat. 11/15/2023	11/15/2023	0.00	7,500.00	0.00	7,500.00
05/15/2023	10181	OPER	Interest	91282CCC3	6,000,000.00	TNOTE 6.0M 0.25% Mat. 05/15/2024	05/15/2024	0.00	7,500.00	0.00	7,500.00
05/15/2023	10205	BLDG	Purchase	78009AB52	10,000,000.00	RBCCP 10.0M 0.00% Mat.	02/05/2024	-9,626,122.22	0.00	0.00	-9,626,122.22
05/18/2023	10199	OPER	Interest	3133ENZ94	10,000,000.00	FFCB 10.0M 4.50% Mat. 11/18/2024	11/18/2024	0.00	225,000.00	0.00	225,000.00
05/24/2023	10206	BLDG	Purchase	3130ARD24	10,000,000.00	FHLBC 10.0M 2.01% Mat.	09/30/2024	-9,613,500.00	-30,150.00	0.00	-9,643,650.00
05/31/2023	10182	OPER	Interest	912828Z70	5,000,000.00	TNOTE 5.0M 0.25% Mat. 05/31/2025	05/31/2025	0.00	6,250.00	0.00	6,250.00
Subtotal								-43,301,300.00	268,725.00	40,000,000.00	-3,032,575.00
Total								-43,301,300.00	268,725.00	40,000,000.00	-3,032,575.00

Portfolio CCCC
 AP
 AC (PRF_AC) 7.2.0
 Report Ver. 7.3.6.1



Meeder Public Funds
 901 S. MoPac
 Suite 300
 Austin, TX 78746

Collin Co Comm College Dist.
Purchases Report
 Sorted by Fund - Issuer
 March 1, 2023 - May 31, 2023

CUSIP	Investment #	Fund	Sec. Type	Issuer	Original Par Value	Purchase Date	Payment Periods	Principal Purchased	Accrued Interest at Purchase	Rate at Purchase	Maturity Date	YTM	Ending Book Value
Building													
22533JXT5	10202	BLDG	ACP	CREDAG	5,000,000.00	03/02/2023	10/27 - At Maturity	4,830,044.44			10/27/2023	5.383	4,894,755.55
3130ARD24	10206	BLDG	FAC	FHLBC	10,000,000.00	05/24/2023	09/30 - 03/31	9,613,500.00	30,150.00	2.010	09/30/2024	5.009	9,619,066.87
78009AB52	10205	BLDG	ACP	RBCCP	10,000,000.00	05/15/2023	02/05 - At Maturity	9,626,122.22			02/05/2024	5.323	9,650,016.66
		Subtotal			25,000,000.00			24,069,666.66	30,150.00				24,163,839.08
Operating													
87019SYQ1	10203	OPER	ACP	SWEDBK	10,000,000.00	03/02/2023	11/24 - At Maturity	9,615,816.67			11/24/2023	5.454	9,746,755.56
		Subtotal			10,000,000.00			9,615,816.67	0.00				9,746,755.56
Stabilization													
62479MYO0	10204	STABL	ACP	MUFGBK	10,000,000.00	03/02/2023	11/24 - At Maturity	9,615,816.67			11/24/2023	5.454	9,746,755.56
		Subtotal			10,000,000.00			9,615,816.67	0.00				9,746,755.56
		Total Purchases			45,000,000.00			43,301,300.00	30,150.00				43,657,350.20

Portfolio CCCC
 AP
 PU (PRF_PU) 7.1.1
 Report Ver. 7.3.6.1



Meeder Public Funds
 901 S. MoPac
 Suite 300
 Austin, TX 78746

Collin Co Comm College Dist.
Maturity Report
 Sorted by Maturity Date
 Amounts due during March 1, 2023 - May 31, 2023

CUSIP	Investment #	Fund	Sec. Type	Issuer	Par Value	Maturity Date	Purchase Date	Rate at Maturity	Book Value at Maturity	Interest	Maturity Proceeds	Net Income
63873KOD2	10188	OPER	ACP	NATICP	10,000,000.00	03/13/2023	07/15/2022		10,000,000.00	0.00	10,000,000.00	0.00
63873KOD2	10189	STABL	ACP	NATICP	10,000,000.00	03/13/2023	07/15/2022	3.370	10,000,000.00	0.00	10,000,000.00	0.00
78009BR61	10190	OPER	ACP	RBCCP	10,000,000.00	04/06/2023	07/15/2022		10,000,000.00	0.00	10,000,000.00	0.00
78009BR61	10191	STABL	ACP	RBCCP	10,000,000.00	04/06/2023	07/15/2022	3.630	10,000,000.00	0.00	10,000,000.00	0.00
Total Maturities					40,000,000.00				40,000,000.00	0.00	40,000,000.00	0.00



MEEDER
PUBLIC FUNDS

Collin Co Comm College Dist.
Interest Earnings
Sorted by Fund - Fund
March 1, 2023 - May 31, 2023
Yield on Beginning Book Value

Meeder Public Funds
901 S. MoPac
Suite 300
Austin, TX 78746

CUSIP	Investment #	Fund	Security Type	Ending Par Value	Beginning Book Value	Ending Book Value	Maturity Date	Current Rate	Annualized Yield	Interest Earned	Adjusted Interest Earnings	
											Amortization/ Accretion	Adjusted Interest Earnings
Fund: Building												
3133EN5Q9	10197	BLDG	FAC	5,000,000.00	5,012,747.29	5,011,032.41	01/10/2025	4.500	4.316	56,250.00	-1,714.88	54,535.12
3130ATUC9	10196	BLDG	FAC	10,000,000.00	10,103,240.02	10,093,957.70	12/12/2025	4.500	4.053	112,500.00	-9,282.32	103,217.68
912828YE4	10179	BLDG	TRC	5,000,000.00	4,911,841.44	4,926,614.82	08/31/2024	1.250	2.455	15,625.00	14,773.38	30,398.38
2450	10007	BLDG	RRP	29,248,604.49	28,895,598.70	29,248,604.49		5.047	4.847	353,005.79	0.00	353,005.79
700001	10009	BLDG	RR2	15,234,078.20	39,244,051.99	15,234,078.20		5.004	3.912	386,946.03	0.00	386,946.03
3130ANNS5	10176	BLDG	FAC	5,000,000.00	5,000,000.00	5,000,000.00	08/28/2024	0.500	0.496	6,250.00	0.00	6,250.00
3130ALJ70	10172	BLDG	FAC	5,000,000.00	5,000,000.00	5,000,000.00	03/12/2024	0.400	0.397	5,000.00	0.00	5,000.00
3130ARD24	10206	BLDG	FAC	10,000,000.00	0.00	9,619,066.87	09/30/2024	2.010	4.497	3,908.33	5,566.87	9,475.20
3130AOCM3	10178	BLDG	FAC	5,000,000.00	5,000,000.00	5,000,000.00	12/20/2024	1.000	0.992	12,500.00	0.00	12,500.00
3130AMT85	10175	BLDG	FAC	10,000,000.00	10,000,000.00	10,000,000.00	06/28/2024	0.400	0.397	10,000.00	0.00	10,000.00
22533UXT5	10202	BLDG	ACP	5,000,000.00	0.00	4,894,755.55	10/27/2023		5.374	0.00	64,711.11	64,711.11
78009AB52	10205	BLDG	ACP	10,000,000.00	0.00	9,650,016.66	02/05/2024		5.330	0.00	23,894.44	23,894.44
			Subtotal	114,482,682.69	113,167,479.44	113,678,126.70			3.488	961,985.15	97,948.60	1,059,933.75
Fund: 2020 Bond Series												
700006A	10164	BOND20	RR2	32,255,375.90	34,245,002.57	32,255,375.90		5.004	4.729	408,204.71	0.00	408,204.71
			Subtotal	32,255,375.90	34,245,002.57	32,255,375.90			4.729	408,204.71	0.00	408,204.71
Fund: Debt Service												
700004	10010	DS	RR2	33,697,542.73	22,197,365.87	33,697,542.73		5.004	6.126	342,733.73	0.00	342,733.73
1291-01	10141	DS	RR5	0.00	20.97	0.00			3.027	0.16	0.00	0.16
			Subtotal	33,697,542.73	22,197,386.84	33,697,542.73			6.126	342,733.89	0.00	342,733.89
Fund: Operating												
3135G04Z3	10200	OPER	FAC	7,500,000.00	6,932,555.21	6,994,383.33	06/17/2025	0.500	4.075	9,375.00	61,828.12	71,203.12
3135G03U5	10194	OPER	FAC	5,000,000.00	4,742,697.33	4,772,732.67	04/22/2025	0.625	3.166	7,812.50	30,035.34	37,847.84
3133ENYX2	10193	OPER	FAC	5,000,000.00	4,999,829.18	4,999,862.17	06/17/2024	3.250	3.226	40,625.00	32.99	40,657.99
3133ENZ94	10199	OPER	FAC	10,000,000.00	10,029,034.95	10,024,799.71	11/18/2024	4.500	4.283	112,500.00	-4,235.24	108,264.76
3133EN7J3	10201	OPER	FAC	7,500,000.00	7,473,287.08	7,475,574.58	02/02/2026	3.875	3.979	72,656.25	2,287.50	74,943.75

Portfolio CCCC
AP
IE (PRF_IE) 7.2.0
Report Ver: 7.3.6.1

Collin Co Comm College Dist.
Interest Earnings
March 1, 2023 - May 31, 2023

CUSIP	Investment #	Fund	Security Type	Ending Par Value	Beginning Book Value	Ending Book Value	Maturity Date	Current Rate	Annualized Yield	Interest Earned	Adjusted Interest Earnings	
											Amortization/Accretion	Adjusted Interest Earnings
Fund: Operating												
91282CAW1	10180	OPER	TRC	6,000,000.00	5,909,720.72	5,941,789.04	11/15/2023	0.250	2.408	3,800.66	32,068.32	35,868.98
91282CCC3	10181	OPER	TRC	6,000,000.00	5,834,766.59	5,869,237.05	05/15/2024	0.250	2.602	3,800.66	34,470.46	38,271.12
912828ZT0	10182	OPER	TRC	5,000,000.00	4,663,163.45	4,700,862.92	05/31/2025	0.250	3.476	3,159.15	37,699.47	40,858.62
5450	10008	OPER	RRP	11,713,969.03	11,572,591.39	11,713,969.03		5.047	4.847	141,377.64	0.00	141,377.64
700003	10011	OPER	RR2	113,800,972.99	110,995,700.83	113,800,972.99		5.004	5.031	1,407,659.41	0.00	1,407,659.41
7828	10012	OPER	RR3	324,168.98	119,829.89	324,168.98				0.00	0.00	0.00
3134GXZT4	10183	OPER	FAC	5,000,000.00	5,000,000.00	5,000,000.00	07/14/2025	4.000	3.967	50,000.00	0.00	50,000.00
31422XWV1	10177	OPER	FAC	5,000,000.00	5,000,000.00	5,000,000.00	10/04/2024	0.500	0.496	6,250.00	0.00	6,250.00
3133EL6U3	10169	OPER	FAC	5,000,000.00	5,000,000.00	5,000,000.00	09/14/2023	0.280	0.278	3,500.00	0.00	3,500.00
3133EL5J9	10167	OPER	FAC	5,000,000.00	5,000,000.00	5,000,000.00	09/01/2023	0.300	0.298	3,750.00	0.00	3,750.00
1291-00	10142	OPER	RR5	5,314,354.37	5,249,669.48	5,314,354.37		5.040	4.887	64,663.76	0.00	64,663.76
63873KOD2	10188	OPER	ACP	0.00	9,988,766.67	0.00	03/13/2023		3.421	0.00	11,233.33	11,233.33
78009BR61	10190	OPER	ACP	0.00	9,963,700.00	0.00	04/06/2023		3.694	0.00	36,300.00	36,300.00
87019SYQ1	10203	OPER	ACP	10,000,000.00	0.00	9,746,755.56	11/24/2023		5.462	0.00	130,938.89	130,938.89
	Subtotal			213,153,465.37	218,475,312.77	211,679,462.40			4.286	1,930,930.03	372,659.18	2,303,589.21
Fund: Stabilization												
3133EN6A3	10198	STABL	FAC	10,000,000.00	10,030,787.36	10,028,102.42	01/13/2026	4.000	3.849	100,000.00	-2,684.94	97,315.06
912828Y61	10192	STABL	TRC	5,000,000.00	4,992,341.26	4,996,976.81	07/31/2023	2.750	3.145	34,944.75	4,635.55	39,580.30
700005	10050	STABL	RR2	36,254,644.51	36,791,012.30	36,254,644.51		5.004	4.708	436,573.92	0.00	436,573.92
63873KOD2	10189	STABL	ACP	0.00	9,988,766.67	0.00	03/13/2023	3.370	3.421	0.00	11,233.33	11,233.33
78009BR61	10191	STABL	ACP	0.00	9,963,700.00	0.00	04/06/2023	3.630	3.694	0.00	36,300.00	36,300.00
62479MYO0	10204	STABL	ACP	10,000,000.00	0.00	9,746,755.56	11/24/2023		5.462	0.00	130,938.89	130,938.89
	Subtotal			61,254,644.51	71,766,607.59	61,026,479.30			4.484	571,518.67	180,422.83	751,941.50
Total				454,843,711.20	459,851,789.21	452,336,987.03			4.227	4,215,372.45	651,030.61	4,866,403.06



MEEDER
PUBLIC FUNDS

**Collin Co Comm College Dist.
Amortization Schedule
March 1, 2023 - May 31, 2023
Sorted By Fund - Fund**

Meeder Public Funds
901 S. MoPac
Suite 300
Austin, TX 78746

Investment # Issuer	Fund	Maturity Date	Beginning Par Value	Current Rate	Purchase Principal	Original Premium or Discount	Ending Book Value	Amounts Amortized And Unamortized As of 03/31/2023		Amount Amortized This Period	Amt Amortized Through 05/31/2023	Amount Unamortized Through 05/31/2023
								03/01/2023	05/31/2023			
Building												
10202 Credit Agricole CP	BLDG	10/27/2023	5,000,000.00		4,830,044.44	-169,955.56	4,894,755.55	0.00	-169,955.56	64,711.11	64,711.11	-105,244.45
10197 FFCB Note	BLDG	01/10/2025	5,000,000.00	4.500	5,013,700.00	13,700.00	5,011,032.41	-952.71	12,747.29	-1,714.88	-2,667.59	11,032.41
10196 FHLB Note	BLDG	12/12/2025	10,000,000.00	4.500	10,108,500.00	108,500.00	10,093,957.70	-5,259.98	103,240.02	-9,282.32	-14,542.30	93,957.70
10206 FHLB Call Note	BLDG	09/30/2024	10,000,000.00	2.010	9,613,500.00	-386,500.00	9,619,066.87	0.00	-386,500.00	5,566.87	5,566.87	-380,933.13
10205 Royal Bank of Canada CP	BLDG	02/05/2024	10,000,000.00		9,626,122.22	-373,877.78	9,650,016.66	0.00	-373,877.78	23,894.44	23,894.44	-349,983.34
10179 T Note	BLDG	08/31/2024	5,000,000.00	1.250	4,860,937.50	-139,062.50	4,926,614.82	50,903.94	-88,158.56	14,773.38	65,677.32	-73,385.18
			Subtotal		44,052,804.16	-947,195.84	44,195,444.01	44,691.25	-902,504.59	97,948.60	142,639.85	-804,555.99
Operating												
10193 FFCB Note	OPER	06/17/2024	5,000,000.00	3.250	4,999,750.00	-250.00	4,999,862.17	79.18	-170.82	32.99	112.17	-137.83
10199 FFCB Note	OPER	11/18/2024	10,000,000.00	4.500	10,031,011.40	31,011.40	10,024,799.71	-1,976.45	29,034.95	-4,235.24	-6,211.69	24,799.71
10201 FFCB Note	OPER	02/02/2026	7,500,000.00	3.875	7,472,550.00	-27,450.00	7,475,574.58	737.08	-26,712.92	2,287.50	3,024.58	-24,425.42
10167 FFCB Call Note	OPER	09/01/2023	5,000,000.00	0.300	4,998,500.00	-1,500.00	5,000,000.00	1,500.00	0.00	0.00	1,500.00	0.00
10169 FFCB Call Note	OPER	09/14/2023	5,000,000.00	0.280	4,995,000.00	-5,000.00	5,000,000.00	5,000.00	0.00	0.00	5,000.00	0.00
10194 FNMA Note	OPER	04/22/2025	5,000,000.00	0.625	4,673,949.80	-326,050.20	4,772,732.67	68,747.53	-257,302.67	30,035.34	98,782.87	-227,267.33
10200 FNMA Note	OPER	06/17/2025	7,500,000.00	0.500	6,906,450.00	-593,550.00	6,994,383.33	26,105.21	-567,444.79	61,828.12	87,933.33	-505,616.67
10188 Natixis NY CP	OPER	03/13/2023	10,000,000.00		9,774,397.22	-225,602.78	0.00	214,369.45	-11,233.33	11,233.33	225,602.78	0.00
10190 Royal Bank of Canada CP	OPER	04/06/2023	10,000,000.00		9,732,791.67	-267,208.33	0.00	230,908.33	-36,300.00	36,300.00	267,208.33	0.00

Portfolio CCCC
AP
AS (PRF_ASW) 7.2.1
Report Ver. 7.3.6.1

**Collin Co Comm College Dist.
Amortization Schedule
March 1, 2023 - May 31, 2023**

Investment # Issuer	Fund	Maturity Date Amort. Date	Beginning Par Value Current Rate	Purchase Principal	Original Premium or Discount	Ending Book Value	Amounts Amortized And Unamortized		Amount Amortized This Period	Amt Amortized Through 05/31/2023	Amount Unamortized Through 05/31/2023
							As of 03/01/2023	Through 05/31/2023			
Operating											
10203 Swedbank CP	OPER	11/24/2023	10,000,000.00	9,615,816.67	-384,183.33	9,746,755.56	0.00	-384,183.33	130,938.89	130,938.89	-253,244.44
10180 T Note	OPER	11/15/2023	6,000,000.00 0.250	5,808,984.38	-191,015.62	5,941,789.04	100,736.34	-90,279.28	32,068.32	132,804.66	-58,210.96
10181 T Note	OPER	05/15/2024	6,000,000.00 0.250	5,726,484.38	-273,515.62	5,869,237.05	108,282.21	-165,233.41	34,470.46	142,752.67	-130,762.95
10182 T Note	OPER	05/31/2025	5,000,000.00 0.250	4,557,031.25	-442,968.75	4,700,862.92	106,132.20	-336,836.55	37,699.47	143,831.67	-299,137.08
			Subtotal	89,292,716.77	-2,707,283.23	70,525,997.03	860,621.08	-1,846,662.15	372,659.18	1,233,280.26	-1,474,002.97
Stabilization											
10198 FFCB Note	STABL	01/13/2026	10,000,000.00 4.000	10,032,100.00	32,100.00	10,028,102.42	-1,312.64	30,787.36	-2,684.94	-3,997.58	28,102.42
10204 MUFJ Bank CP	STABL	11/24/2023	10,000,000.00	9,615,816.67	-384,183.33	9,746,755.56	0.00	-384,183.33	130,938.89	130,938.89	-253,244.44
10189 Natixis NY CP	STABL	03/13/2023	10,000,000.00 3.370	9,774,397.22	-225,602.78	0.00	214,369.45	-11,233.33	11,233.33	225,602.78	0.00
10191 Royal Bank of Canada CP	STABL	04/06/2023	10,000,000.00 3.630	9,732,791.67	-267,208.33	0.00	230,908.33	-36,300.00	36,300.00	267,208.33	0.00
10192 T Note	STABL	07/31/2023	5,000,000.00 2.750	4,981,054.69	-18,945.31	4,996,976.81	11,286.57	-7,658.74	4,635.55	15,922.12	-3,023.19
			Subtotal	44,136,160.25	-863,839.75	24,771,834.79	455,251.71	-408,588.04	180,422.83	635,674.54	-228,165.21
			Total	177,481,681.18	-4,518,318.82	139,493,275.83	1,360,564.04	-3,157,754.78	651,030.61	2,011,594.65	-2,506,724.17



MEEDER
PUBLIC FUNDS

**Collin Co Comm College Dist.
Projected Cashflow Report
Sorted by Monthly**

Meeder Public Funds
901 S. MoPac
Suite 300
Austin, TX 78746

For the Period June 1, 2023 - December 31, 2023

Projected Trans. Date	Investment #	Fund	Security ID	Transaction Type	Issuer	Par Value	Original Cost	Principal	Interest	Total
June 2023										
06/12/2023	10172	BLDG	3130ALJ70	Call	FHLB Call Note	5,000,000.00	5,000,000.00	5,000,000.00	0.00	5,000,000.00
06/12/2023	10196	BLDG	3130ATUC9	Interest	FHLB Note	0.00	0.00	0.00	273,750.00	273,750.00
06/17/2023	10193	OPER	3133ENYX2	Interest	FFCB Note	0.00	0.00	0.00	81,250.00	81,250.00
06/17/2023	10200	OPER	3135G04Z3	Interest	FNMA Note	0.00	0.00	0.00	18,750.00	18,750.00
06/20/2023	10178	BLDG	3130AOCM3	Interest	FHLB Call Note	0.00	0.00	0.00	25,000.00	25,000.00
06/20/2023	10178	BLDG	3130AOCM3	Call	FHLB Call Note	5,000,000.00	5,000,000.00	5,000,000.00	0.00	5,000,000.00
06/28/2023	10175	BLDG	3130AMT85	Interest	FHLB Call Note	0.00	0.00	0.00	20,000.00	20,000.00
06/28/2023	10175	BLDG	3130AMT85	Call	FHLB Call Note	10,000,000.00	10,000,000.00	10,000,000.00	0.00	10,000,000.00
06/30/2023	10206	BLDG	3130ARD24	Call	FHLB Call Note	10,000,000.00	9,613,500.00	10,000,000.00	0.00	10,000,000.00
					Total for June 2023	30,000,000.00	29,613,500.00	30,000,000.00	418,750.00	30,418,750.00
July 2023										
07/04/2023	10177	OPER	31422XMV1	Call	FRMAC Call Note	5,000,000.00	5,000,000.00	5,000,000.00	0.00	5,000,000.00
07/10/2023	10197	BLDG	3133EN5O9	Interest	FFCB Note	0.00	0.00	0.00	112,500.00	112,500.00
07/13/2023	10198	STABL	3133EN6A3	Interest	FFCB Note	0.00	0.00	0.00	200,000.00	200,000.00
07/14/2023	10183	OPER	3134GXZT4	Interest	FHLMC Call Note	0.00	0.00	0.00	100,000.00	100,000.00
07/14/2023	10183	OPER	3134GXZT4	Call	FHLMC Call Note	5,000,000.00	5,000,000.00	5,000,000.00	0.00	5,000,000.00
07/31/2023	10192	STABL	912828Y61	Maturity	T Note	5,000,000.00	4,981,054.69	5,000,000.00	68,750.00	5,068,750.00
					Total for July 2023	15,000,000.00	14,981,054.69	15,000,000.00	481,250.00	15,481,250.00
August 2023										
08/02/2023	10201	OPER	3133EN7J3	Interest	FFCB Note	0.00	0.00	0.00	145,312.50	145,312.50
08/28/2023	10176	BLDG	3130ANNS5	Interest	FHLB Call Note	0.00	0.00	0.00	12,500.00	12,500.00
08/28/2023	10176	BLDG	3130ANNS5	Call	FHLB Call Note	5,000,000.00	5,000,000.00	5,000,000.00	0.00	5,000,000.00
08/31/2023	10179	BLDG	912828YE4	Interest	T Note	0.00	0.00	0.00	31,250.00	31,250.00
					Total for August 2023	5,000,000.00	5,000,000.00	5,000,000.00	189,062.50	5,189,062.50
September 2023										
09/01/2023	10167	OPER	3133EL5J9	Maturity	FFCB Call Note	5,000,000.00	4,998,500.00	5,000,000.00	7,500.00	5,007,500.00
09/12/2023	10172	BLDG	3130ALJ70	Interest	FHLB Call Note	0.00	0.00	0.00	10,000.00	10,000.00
09/14/2023	10169	OPER	3133EL6U3	Maturity	FFCB Call Note	5,000,000.00	4,995,000.00	5,000,000.00	7,000.00	5,007,000.00
09/30/2023	10206	BLDG	3130ARD24	Interest	FHLB Call Note	0.00	0.00	0.00	100,500.00	100,500.00

Portfolio CCCC
AP
PC (PRF_PC) 7.2.0
Report Ver. 7.3.6.1

Collin Co Comm College Dist.
Projected Cashflow Report
For the Period June 1, 2023 - December 31, 2023

Projected Trans. Date	Investment #	Fund	Security ID	Transaction Type	Issuer	Par Value	Original Cost	Principal	Interest	Total
October 2023										
10/04/2023	10177	OPER	31422XMV1	Interest	FRMAC Call Note	0.00	0.00	0.00	12,500.00	12,500.00
10/22/2023	10194	OPER	3135G03U5	Interest	FNMA Note	0.00	0.00	0.00	15,625.00	15,625.00
10/27/2023	10202	BLDG	22533UXT5	Maturity	Credit Agricole CP	5,000,000.00	4,830,044.44	5,000,000.00	0.00	5,000,000.00
Total for October 2023						5,000,000.00	4,830,044.44	5,000,000.00	28,125.00	5,028,125.00
November 2023										
11/15/2023	10180	OPER	91282CAW1	Maturity	T Note	6,000,000.00	5,808,984.38	6,000,000.00	7,500.00	6,007,500.00
11/15/2023	10181	OPER	91282CCC3	Interest	T Note	0.00	0.00	0.00	7,500.00	7,500.00
11/18/2023	10199	OPER	3133ENZ94	Interest	FFCB Note	0.00	0.00	0.00	225,000.00	225,000.00
11/24/2023	10203	OPER	87019SYQ1	Maturity	Swedbank CP	10,000,000.00	9,615,816.67	10,000,000.00	0.00	10,000,000.00
11/24/2023	10204	STABL	62479MYQ0	Maturity	MUFG Bank CP	10,000,000.00	9,615,816.67	10,000,000.00	0.00	10,000,000.00
11/30/2023	10182	OPER	912828ZT0	Interest	T Note	0.00	0.00	0.00	6,250.00	6,250.00
Total for November 2023						26,000,000.00	25,040,617.72	26,000,000.00	246,250.00	26,246,250.00
December 2023										
12/12/2023	10196	BLDG	3130ATUC9	Interest	FHLB Note	0.00	0.00	0.00	225,000.00	225,000.00
12/17/2023	10193	OPER	3133ENYX2	Interest	FFCB Note	0.00	0.00	0.00	81,250.00	81,250.00
12/17/2023	10200	OPER	3135G04Z3	Interest	FNMA Note	0.00	0.00	0.00	18,750.00	18,750.00
12/20/2023	10178	BLDG	3130AOCM3	Interest	FHLB Call Note	0.00	0.00	0.00	25,000.00	25,000.00
12/28/2023	10175	BLDG	3130AMT85	Interest	FHLB Call Note	0.00	0.00	0.00	20,000.00	20,000.00
Total for December 2023						0.00	0.00	0.00	370,000.00	370,000.00
GRAND TOTALS:						91,000,000.00	89,458,716.85	91,000,000.00	1,858,437.50	92,858,437.50



MEEDER
PUBLIC FUNDS

Collin Co Comm College in Val Report
Texas Compliance Change in Val Report
Sorted by Fund

March 1, 2023 - May 31, 2023

Meeder Public Funds
901 S. MoPac
Suite 300
Austin, TX 78746

Inv #	Issuer	Fund	Purch Date	Interest Accrual	Beginning Book Value	Purchases/ Additions	Redemptions	Change in Value	Ending Book Value
Cusip	Par Value	YTM	Mat Date	Interest Received	Market Value				Market Value
Fund: Building									
10007	TXSTAR	BLDG	02/01/2016	353,005.79	28,895,598.70	353,005.79	0.00	353,005.79	29,248,604.49
2450	29,248,604.49	5.047	/ /	353,005.79	28,895,598.70	353,005.79	0.00	353,005.79	29,248,604.49
10009	TXPOOL	BLDG	02/01/2016	386,946.03	39,244,051.99	386,946.03	24,406,919.82	-24,009,973.79	15,234,078.20
700001	15,234,078.20	5.003	/ /	386,946.03	39,244,051.99	386,946.03	24,406,919.82	-24,009,973.79	15,234,078.20
10172	FHLBC	BLDG	03/12/2021	5,000.00	5,000,000.00	0.00	0.00	0.00	5,000,000.00
3130ALJ70	5,000,000.00	0.400	03/12/2024	10,000.00	4,754,786.25	0.00	0.00	53,121.30	4,807,907.55
10175	FHLBC	BLDG	06/28/2021	10,000.00	10,000,000.00	0.00	0.00	0.00	10,000,000.00
3130AMT85	10,000,000.00	0.400	06/28/2024	0.00	9,381,592.10	0.00	0.00	102,894.80	9,484,486.90
10176	FHLBC	BLDG	08/30/2021	6,250.00	5,000,000.00	0.00	0.00	0.00	5,000,000.00
3130ANNS5	5,000,000.00	0.500	08/28/2024	0.00	4,662,426.15	0.00	0.00	49,859.10	4,712,285.25
10178	FHLBC	BLDG	12/20/2021	12,500.00	5,000,000.00	0.00	0.00	0.00	5,000,000.00
3130AOCM3	5,000,000.00	1.000	12/20/2024	0.00	4,650,633.55	0.00	0.00	41,812.25	4,692,445.80
10179	TNOTE	BLDG	04/18/2022	15,625.00	4,911,841.44	0.00	0.00	14,773.38	4,926,614.82
912828YE4	5,000,000.00	2.466	08/31/2024	0.00	4,726,170.00	0.00	0.00	50,587.80	4,776,757.80
10196	FHLB	BLDG	01/10/2023	112,500.00	10,103,240.02	0.00	0.00	-9,282.32	10,093,957.70
3130ATUC9	10,000,000.00	4.098	12/12/2025	0.00	9,971,014.50	0.00	0.00	83,400.20	10,054,414.70
10197	FFCB	BLDG	01/11/2023	56,250.00	5,012,747.29	0.00	0.00	-1,714.88	5,011,032.41
3133EN5O9	5,000,000.00	4.355	01/10/2025	0.00	4,954,346.95	0.00	0.00	31,561.70	4,985,908.65
10202	CREDAG	BLDG	03/02/2023	0.00	0.00	4,830,044.44	0.00	4,894,755.55	4,894,755.55
22533UXT5	5,000,000.00	5.382	10/27/2023	0.00	0.00	4,830,044.44	0.00	4,885,825.00	4,885,825.00
10205	RBCCP	BLDG	05/15/2023	0.00	0.00	9,626,122.22	0.00	9,650,016.66	9,650,016.66
78009AB52	10,000,000.00	5.323	02/05/2024	0.00	0.00	9,626,122.22	0.00	9,618,050.00	9,618,050.00

Portfolio CCCC

Collin Co Comm College Dist.
Texas Compliance Change in Val Report
March 1, 2023 - May 31, 2023

Inv #	Issuer	Fund	Purch Date	Interest Accrual	Beginning Book Value	Purchases/ Additions	Redemptions	Change in Value	Ending Book Value
Cusip	Par Value	YTM	Mat Date	Interest Received	Beginning Market Value				Ending Market Value
10206	FHLBC	BLDG	05/24/2023	3,908.33	0.00	9,613,500.00	0.00	9,619,066.87	9,619,066.87
3130ARD24	10,000,000.00	5.008	09/30/2024	0.00	0.00	9,613,500.00	0.00	9,611,191.00	9,611,191.00
Sub Totals For: Fund: Building									
				961,985.15	113,167,479.44	24,819,618.48	24,406,919.82	510,647.26	113,678,126.70
				749,951.82	111,240,620.19	24,819,618.48	24,406,919.82	871,335.15	112,111,955.34
Fund: 2020 Bond Series									
10164	TXPOOL	BOND20	04/29/2020	408,204.71	34,245,002.57	1,133,205.88	3,122,832.55	-1,989,626.67	32,255,375.90
700006A	32,255,375.90	5.003	/ /	408,204.71	34,245,002.57	1,133,205.88	3,122,832.55	-1,989,626.67	32,255,375.90
Sub Totals For: Fund: 2020 Bond Series									
				408,204.71	34,245,002.57	1,133,205.88	3,122,832.55	-1,989,626.67	32,255,375.90
				408,204.71	34,245,002.57	1,133,205.88	3,122,832.55	-1,989,626.67	32,255,375.90
Fund: Debt Service									
10010	TXPOOL	DS	02/01/2016	342,733.73	22,197,365.87	12,125,178.03	625,001.17	11,500,176.86	33,697,542.73
700004	33,697,542.73	5.003	/ /	342,733.73	22,197,365.87	12,125,178.03	625,001.17	11,500,176.86	33,697,542.73
10141	TXDAIL	DS	02/04/2019	0.16	20.97	0.16	21.13	-20.97	0.00
1291-01	0.00	0.000	/ /	0.16	20.97	0.16	21.13	-20.97	0.00
Sub Totals For: Fund: Debt Service									
				342,733.89	22,197,386.84	12,125,178.19	625,022.30	11,500,155.89	33,697,542.73
				342,733.89	22,197,386.84	12,125,178.19	625,022.30	11,500,155.89	33,697,542.73
Fund: Operating									
10008	TXSTAR	OPER	02/01/2016	141,377.64	11,572,591.39	141,377.64	0.00	141,377.64	11,713,969.03
5450	11,713,969.03	5.047	/ /	141,377.64	11,572,591.39	141,377.64	0.00	141,377.64	11,713,969.03
10011	TXPOOL	OPER	02/01/2016	1,407,659.41	110,995,700.83	139,211,956.94	136,406,684.78	2,805,272.16	113,800,972.99
700003	113,800,972.99	5.003	/ /	1,407,659.41	110,995,700.83	139,211,956.94	136,406,684.78	2,805,272.16	113,800,972.99
10012	JPMCC	OPER	02/01/2016	0.00	119,829.89	108,132,424.32	107,928,085.23	204,339.09	324,168.98
7828	324,168.98	0.000	/ /	0.00	119,829.89	108,132,424.32	107,928,085.23	204,339.09	324,168.98
10142	TXDAIL	OPER	02/06/2019	64,663.76	5,249,669.48	64,663.76	0.00	64,663.76	5,314,354.37
1291-00	5,314,354.37	5.040	/ /	64,663.76	5,249,669.48	64,663.76	0.00	64,663.76	5,314,354.37

Portfolio CCCC

Collin Co Comm College Dist.
Texas Compliance Change in Val Report
March 1, 2023 - May 31, 2023

Inv #	Issuer	Fund	Purch Date	Interest Accrual	Beginning Book Value	Purchases/ Additions	Redemptions	Change in Value	Ending Book Value
Cusip	Par Value	YTM	Mat Date	Interest Received	Market Value				Market Value
10167	FFCB	OPER	09/16/2020	3,750.00	5,000,000.00	0.00	0.00	0.00	5,000,000.00
3133EL5J9	5,000,000.00	0.310	09/01/2023	7,500.00	4,875,707.90	0.00	0.00	60,251.80	4,935,959.70
10169	FFCB	OPER	09/16/2020	3,500.00	5,000,000.00	0.00	0.00	0.00	5,000,000.00
3133EL6U3	5,000,000.00	0.313	09/14/2023	7,000.00	4,865,958.30	0.00	0.00	60,990.80	4,926,949.10
10177	FAMCAC	OPER	10/04/2021	6,250.00	5,000,000.00	0.00	0.00	0.00	5,000,000.00
31422XMV1	5,000,000.00	0.500	10/04/2024	12,500.00	4,641,843.35	0.00	0.00	49,679.95	4,691,523.30
10180	TNOTE	OPER	05/16/2022	3,800.66	5,909,720.72	0.00	0.00	32,068.32	5,941,789.04
91282CAW1	6,000,000.00	2.428	11/15/2023	7,500.00	5,798,436.00	0.00	0.00	64,454.64	5,862,890.64
10181	TNOTE	OPER	05/16/2022	3,800.66	5,834,766.59	0.00	0.00	34,470.46	5,869,237.05
91282CCC3	6,000,000.00	2.607	05/15/2024	7,500.00	5,658,984.00	0.00	0.00	64,219.14	5,723,203.14
10182	TNOTE	OPER	06/15/2022	3,159.15	4,663,163.45	0.00	0.00	37,699.47	4,700,862.92
912828ZT0	5,000,000.00	3.423	05/31/2025	6,250.00	4,528,515.00	0.00	0.00	76,758.45	4,605,273.45
10183	FHLMCC	OPER	07/14/2022	50,000.00	5,000,000.00	0.00	0.00	0.00	5,000,000.00
3134GXZT4	5,000,000.00	4.000	07/14/2025	0.00	4,875,288.60	0.00	0.00	13,252.00	4,888,540.60
10188	NATICP	OPER	07/15/2022	0.00	9,988,766.67	0.00	10,000,000.00	-9,988,766.67	0.00
63873KQD2	0.00	0.000	03/13/2023	0.00	9,983,550.00	0.00	10,000,000.00	-9,983,550.00	0.00
10190	RBCCP	OPER	07/15/2022	0.00	9,963,700.00	0.00	10,000,000.00	-9,963,700.00	0.00
78009BR61	0.00	0.000	04/06/2023	0.00	9,952,840.00	0.00	10,000,000.00	-9,952,840.00	0.00
10193	FFCB	OPER	07/25/2022	40,625.00	4,999,829.18	0.00	0.00	32.99	4,999,862.17
3133ENYX2	5,000,000.00	3.251	06/17/2024	0.00	4,881,399.70	0.00	0.00	28,850.65	4,910,250.35
10194	FNMA	OPER	08/05/2022	7,812.50	4,742,697.33	0.00	0.00	30,035.34	4,772,732.67
3135G03U5	5,000,000.00	3.150	04/22/2025	15,625.00	4,578,184.00	0.00	0.00	72,832.90	4,651,016.90
10199	FFCB	OPER	01/19/2023	112,500.00	10,029,034.95	0.00	0.00	-4,235.24	10,024,799.71
3133ENZ94	10,000,000.00	4.318	11/18/2024	148,750.00	9,905,967.90	0.00	0.00	52,344.30	9,958,312.20
10200	FNMA	OPER	01/23/2023	9,375.00	6,932,555.21	0.00	0.00	61,828.12	6,994,383.33
3135G04Z3	7,500,000.00	3.990	06/17/2025	0.00	6,815,423.48	0.00	0.00	111,233.85	6,926,657.33

Portfolio CCCC

Collin Co Comm College Dist.
Texas Compliance Change in Val Report
March 1, 2023 - May 31, 2023

Inv #	Issuer	Fund	Purch Date	Interest Accrued	Beginning Book Value	Purchases/ Additions	Redemptions	Change in Value	Ending Book Value
Cusip	Par Value	YTM	Mat Date	Interest Received	Market Value				Market Value
10201	FECB	OPER	02/02/2023	72,656.25	7,473,287.08	0.00	0.00	2,287.50	7,475,574.58
3133EN7J3	7,500,000.00	4.005	02/02/2026	0.00	7,354,856.10	0.00	0.00	68,609.03	7,423,465.13
10203	SWEDBK	OPER	03/02/2023	0.00	0.00	9,615,816.67	0.00	9,746,755.56	9,746,755.56
87019SYQ1	10,000,000.00	5.454	11/24/2023	0.00	0.00	9,615,816.67	0.00	9,730,910.00	9,730,910.00
Sub Totals For: Fund: Operating									
				1,930,930.03	218,475,312.77	257,166,260.46	264,334,770.01	-6,795,850.37	211,679,462.40
				1,826,325.81	216,654,745.92	257,166,260.46	264,334,770.01	-6,266,328.71	210,388,417.21
Fund: Stabilization									
10050	TXPOOL	STABL	01/24/2018	436,573.92	36,791,012.30	20,505,323.92	21,041,691.71	-536,367.79	36,254,644.51
700005	36,254,644.51	5.003	/ /	436,573.92	36,791,012.30	20,505,323.92	21,041,691.71	-536,367.79	36,254,644.51
10189	NATICP	STABL	07/15/2022	0.00	9,988,766.67	0.00	10,000,000.00	-9,988,766.67	0.00
63873KQD2	0.00	0.000	03/13/2023	0.00	9,983,550.00	0.00	10,000,000.00	-9,983,550.00	0.00
10191	RBCCP	STABL	07/15/2022	0.00	9,963,700.00	0.00	10,000,000.00	-9,963,700.00	0.00
78009BR61	0.00	0.000	04/06/2023	0.00	9,952,840.00	0.00	10,000,000.00	-9,952,840.00	0.00
10192	TNOTE	STABL	07/20/2022	34,944.75	4,992,341.26	0.00	0.00	4,635.55	4,996,976.81
912828Y61	5,000,000.00	3.125	07/31/2023	0.00	4,953,320.00	0.00	0.00	25,506.20	4,978,826.20
10198	FECB	STABL	01/17/2023	100,000.00	10,030,787.36	0.00	0.00	-2,684.94	10,028,102.42
3133EN6A3	10,000,000.00	3.885	01/13/2026	0.00	9,842,371.20	0.00	0.00	87,898.40	9,930,269.60
10204	MUFGBK	STABL	03/02/2023	0.00	0.00	9,615,816.67	0.00	9,746,755.56	9,746,755.56
62479MYQ0	10,000,000.00	5.454	11/24/2023	0.00	0.00	9,615,816.67	0.00	9,730,910.00	9,730,910.00
Sub Totals For: Fund: Stabilization									
				571,518.67	71,766,607.59	30,121,140.59	41,041,691.71	-10,740,128.29	61,026,479.30
				436,573.92	71,523,093.50	30,121,140.59	41,041,691.71	-10,628,443.19	60,894,650.31
Report Grand Totals:									
				4,215,372.45	459,851,789.21	325,365,403.60	333,531,236.39	-7,514,802.18	452,336,987.03
				3,763,790.15	455,860,849.02	325,365,403.60	333,531,236.39	-6,512,907.53	449,347,941.49

Portfolio CCCC

Disclosures



Meeder Public Funds, Inc., is a registered investment adviser with the Securities and Exchange Commission (SEC) under the Investment Advisers Act of 1940. Registration with the SEC does not imply a certain level of skill or training. The opinions expressed in this presentation are those of Meeder Public Funds, Inc. The material presented has been derived from sources considered to be reliable, but the accuracy and completeness cannot be guaranteed.

Meeder provides monthly statements for its investment management clients to provide information about the investment portfolio. The information should not be used for audit or confirmation purposes. Please review your custodial statements and report any inaccuracies or discrepancies.

Certain information and data have been supplied by unaffiliated third parties. Although Meeder believes the information is reliable, it cannot warrant the accuracy of information offered by third parties. Market value may reflect prices received from pricing vendors when current market quotations are not available. Prices may not reflect firm bids or offers and may differ from the value at which the security can be sold.

Statements may include positions from unmanaged accounts provided for reporting purposes. Unmanaged accounts are managed directly by the client and are not included in the accounts managed by the investment adviser. This information is provided as a client convenience and the investment adviser assumes no responsibility for performance of these accounts or the accuracy of the data reported.

Investing involves risk. Past performance is no guarantee of future results. Debt and fixed income securities are subject to credit and interest rate risk. The investment return and principal value of an investment will fluctuate so that an investors shares, when redeemed, may be worth more or less than their original cost. Current performance may be lower or higher than the performance data quoted.

Investment advisory services are provided through Meeder Public Funds, Inc. Please contact us if you would like to receive a copy of our current ADV disclosure brochure or privacy policy.

Meeder Public Funds

Barton Oaks Plaza I
901 S. MoPac Expy
Suite 300
Austin, Texas
78746

866.633.3371