



QUARTERLY INVESTMENT REPORT

Collin County College

AUGUST 31, 2023



MEEDER

PUBLIC FUNDS

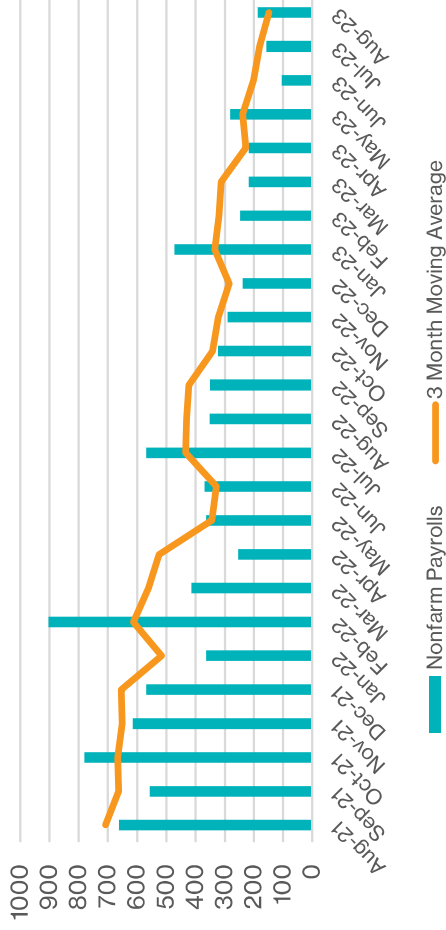
A Slowly Slowing Economy

August is a notoriously slow month for markets, with this year being no exception. Economic data received in August showed a slowly softening labor market and inflation that is steadily declining. Although the Federal Reserve didn't officially meet in August, Chairman Jerome Powell spoke at the annual Jackson Hole Symposium and used his speech to reaffirm the Federal Reserve's commitment to their 2 percent inflation target. Powell stated that bringing inflation down to 2% will require a period of below-trend economic growth and that monetary policy will need to remain restrictive for the foreseeable future. Powell also acknowledged the uncertainties that the Federal Reserve is facing, as it is "challenging to know in real time" when monetary policy is restrictive enough, given the lag between restrictive policy and the economic slowdown.

The July US Employment report showed that the labor market continued to cool in July, as nonfarm payrolls missed estimates and increased by just 187,000. Likewise, the prior two months were revised down by a total of 49,000. Job growth has slowed over the last 18 to 24 months, with the 3-month moving average down to just 218,000. Wage growth is still elevated, as wages have increased by 4.4% over the last year. For now, the labor market is not growing fast enough for the Federal Reserve to hike again, but the stickiness of wages should keep cuts off the table until 2024.


The Consumer Price Index (CPI) report from July pointed to more disinflation. Both headline and core CPI increased by 0.2% on the month, and on a year-over-year (YoY) basis increased by 3.2% and 4.7%, respectively. Comparatively, annualized core CPI over the last 3 months is down to 3.1% as the most recent data indicates that inflation is slowing and is likely more reflective of current pricing momentum than YoY figures that include data from nearly a year ago. The Federal Reserve and market participants will be keenly watching the next few months of data to see if the recent momentum sticks.

LABOR MARKET GROWTH



SOURCE: BLOOMBERG

INFLATION COOLING



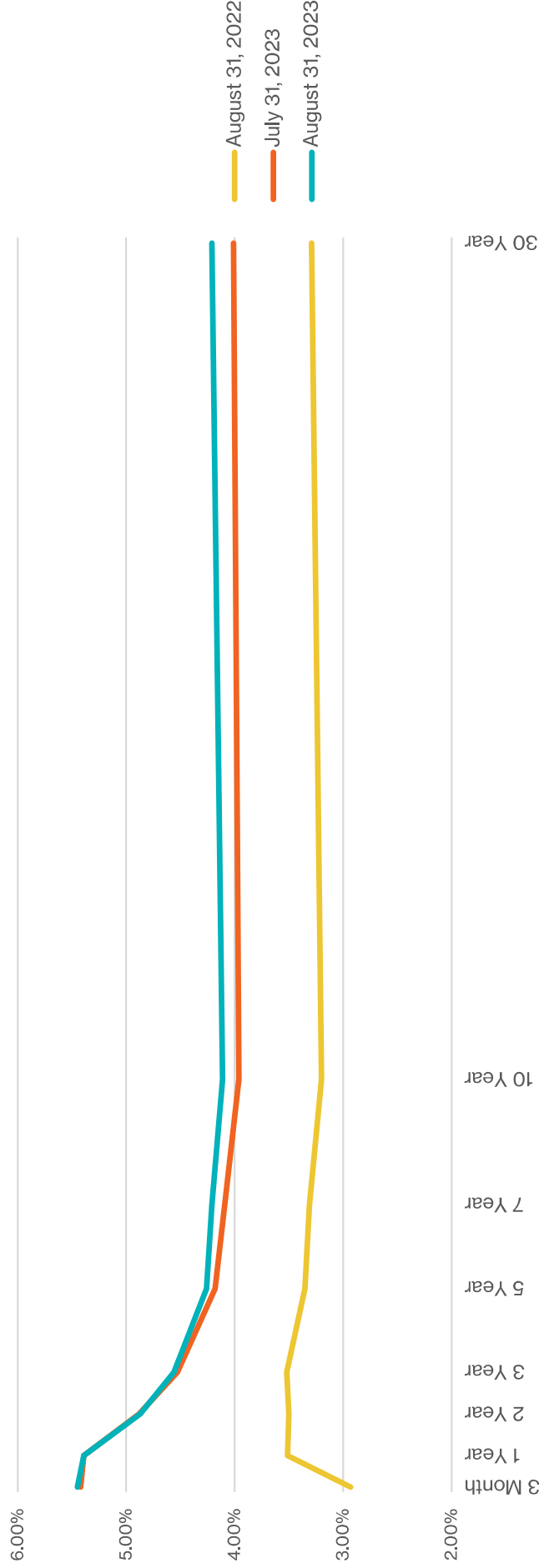
SOURCE: BLOOMBERG

Rates Move Higher

With economic data lacking many surprises, bond markets remained generally unchanged throughout August. Market pricing for rate hikes and/or cuts started and ended the month in the same place, with a full rate cut still not priced in until mid-2024. Throughout August, markets continued to price in a more positive tone, leading to rates increasing. The 2-year US Treasury yield decreased 0.02% to 4.86%, while longer-term bonds increased as they are more reflective of growth. The 5-year US Treasury yield increased by 0.07% to 4.25%, and the 10-year US Treasury yield increased by 0.15% to 4.11%, steeping the curve some. At the end of July, the yield curve was still inverted by 0.77% as markets are pricing in rate cuts in 2024.

We will continue to look to add value by picking up incremental yield on high-quality bonds as cash flows permit. Even though the yield curve remains inverted and cash products yield more than longer-term bonds, adding duration and buying at current yields will benefit portfolio income over the full economic cycle. The Federal Reserve will cut rates and the curve will normalize, and we are closer now to the end of the cycle than we ever have been.

US Treasury Yield Curve



Collin County Community College District
 Quarterly Investment Report
 June 1, 2023 – August 31, 2023

Portfolio Summary Management Report

This quarterly report is prepared in compliance with the Investment Policy and Strategy of the District and the Public Funds Investment Act (Chapter 2256., Texas Government Code).

| | |
|---|--|
| <p><u>Portfolio as of 05/31/23:</u> Beginning Book Value \$ 452,336,987 Beginning Market Value \$ 449,347,941</p> <p>WAM at Beginning Period Date¹ 184 days (<i>Decrease in market value is due to seasonal cash outflows</i>)</p> <p style="text-align: center;">Average Yield to Maturity for period 4.452% Average Yield 3 Month Treasury Bill for period 5.490%</p> | <p><u>Portfolio as of 08/31/23:</u> Ending Book Value \$ 403,260,032 Ending Market Value \$ 400,240,182 Investment Income for the period \$ 4,885,621 Unrealized Gain/Loss \$ (3,019,850)</p> <p>WAM at Ending Period Date¹ 200 days Change in Market Value² \$ (49,107,759)</p> |
|---|--|

 Melissa Irby, Chief Financial Officer
 Collin County Community College District

 Julie Bradley, Associate V.P. - Controller
 Collin County Community College District

 Barbara Johnston, Associate V.P.
 Collin County Community College District


 Jason Headings, Senior Vice President
 Meeder Public Funds

 1 WAM – weighted average maturity

2 “Change in Market Value” is required data, but will primarily reflect the receipt and expenditure of the District’s funds from quarter to quarter. Meeder Public Funds has assisted in the preparation of this consolidated investment report, with additional input provided by CCCCDD.

Your Portfolio

As of August 31, 2023

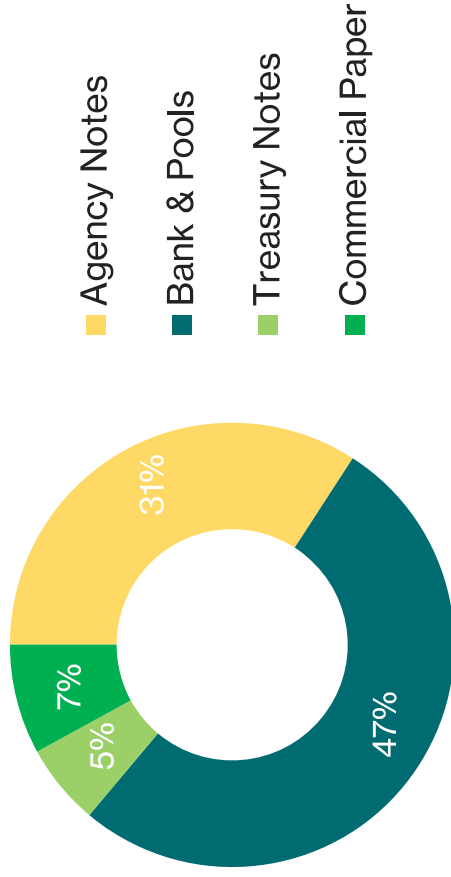


Your Portfolio Statistics

Weighted Average Maturity 0.55 years

Weighted Average Yield (All Funds) 4.52%

Your Asset Allocation



Your Maturity Distribution



Allocation Percentage Per Year



**Collin Co Comm College Dist.
Portfolio Management
Portfolio Summary
August 31, 2023**

Meeder Public Funds
901 S. MoPac
Suite 300
Austin, TX 78746

| Investments | Par Value | Market Value | Book Value | % of Portfolio | Term | Days to Maturity | YTM 365 Equiv. |
|------------------------------------|-----------------------|-----------------------|-----------------------|----------------|------------|------------------|----------------|
| Commercial Paper Disc. -Amortizing | 70,000,000.00 | 68,378,885.00 | 68,415,444.47 | 16.97 | 253 | 149 | 5.709 |
| Federal Agency Coupon Securities | 125,000,000.00 | 121,603,716.18 | 124,159,959.71 | 30.79 | 934 | 511 | 2.974 |
| Treasury Coupon Securities | 22,000,000.00 | 21,130,468.69 | 21,557,515.45 | 5.35 | 788 | 315 | 2.705 |
| TexStar | 41,497,993.80 | 41,497,993.80 | 41,497,993.80 | 10.29 | 1 | 1 | 5.297 |
| Texpool | 142,132,345.65 | 142,132,345.65 | 142,132,345.65 | 35.25 | 1 | 1 | 5.305 |
| JPMorgan Chase | 112,526.07 | 112,526.07 | 112,526.07 | 0.03 | 1 | 1 | 0.000 |
| Texas Range | 5,384,246.51 | 5,384,246.51 | 5,384,246.51 | 1.34 | 1 | 1 | 5.330 |
| Investments | 406,127,112.03 | 400,240,181.90 | 403,260,031.66 | 100.00% | 373 | 200 | 4.515 |

| | | | | | | | |
|-----------------------------------|-----------------------|-----------------------|-----------------------|--|------------|------------|--------------|
| Cash and Accrued Interest | | | | | | | |
| Accrued Interest at Purchase | | 30,150.00 | 30,150.00 | | | | |
| Subtotal | | 30,150.00 | 30,150.00 | | | | |
| Total Cash and Investments | 406,127,112.03 | 400,270,331.90 | 403,290,181.66 | | 373 | 200 | 4.515 |

| | | | | |
|-----------------------|------------------|---------------------|----------------------------|---------------------------|
| Total Earnings | August 31 | Month Ending | Fiscal Year To Date | Fiscal Year Ending |
| Current Year | 1,619,233.84 | | 16,331,952.71 | 16,331,952.71 |

''



Collin Co Comm College Dist.
Summary by Type
August 31, 2023
Grouped by Fund

| Security Type | Number of Investments | Par Value | Book Value | % of Portfolio | Average YTM 365 | Average Days to Maturity |
|------------------------------------|-----------------------|-----------------------|-----------------------|----------------|-----------------|--------------------------|
| Fund: Building | | | | | | |
| Commercial Paper Disc. -Amortizing | 3 | 25,000,000.00 | 24,536,819.45 | 6.08 | 5.572 | 126 |
| Federal Agency Coupon Securities | 7 | 50,000,000.00 | 49,784,633.85 | 12.35 | 2.514 | 460 |
| Treasury Coupon Securities | 1 | 5,000,000.00 | 4,941,388.21 | 1.23 | 2.467 | 365 |
| Texpool | 1 | 5,705,361.60 | 5,705,361.60 | 1.41 | 5.305 | 1 |
| TexStar | 1 | 29,630,911.94 | 29,630,911.94 | 7.35 | 5.297 | 1 |
| Subtotal | 13 | 115,336,273.54 | 114,599,115.05 | 28.42 | 4.026 | 243 |
| Fund: 2020 Bond Series | | | | | | |
| Texpool | 1 | 31,969,000.03 | 31,969,000.03 | 7.93 | 5.305 | 1 |
| Subtotal | 1 | 31,969,000.03 | 31,969,000.03 | 7.93 | 5.305 | 1 |
| Fund: Debt Service | | | | | | |
| Texas Range | 1 | 0.00 | 0.00 | 0.00 | 0.000 | 0 |
| Texpool | 1 | 12,595,820.36 | 12,595,820.36 | 3.12 | 5.305 | 1 |
| Subtotal | 2 | 12,595,820.36 | 12,595,820.36 | 3.12 | 5.305 | 1 |
| Fund: Operating | | | | | | |
| Federal Agency Coupon Securities | 9 | 55,000,000.00 | 54,357,301.16 | 13.48 | 2.914 | 469 |
| JPMorgan Chase | 1 | 112,526.07 | 112,526.07 | 0.03 | 0.000 | 1 |
| Treasury Coupon Securities | 3 | 17,000,000.00 | 16,616,127.24 | 4.12 | 2.776 | 300 |
| Texas Range | 1 | 5,384,246.51 | 5,384,246.51 | 1.34 | 5.330 | 1 |
| Texpool | 1 | 74,678,164.88 | 74,678,164.88 | 18.52 | 5.305 | 1 |
| TexStar | 1 | 11,867,081.86 | 11,867,081.86 | 2.94 | 5.297 | 1 |
| Commercial Paper Disc. -Amortizing | 3 | 25,000,000.00 | 24,342,325.00 | 6.04 | 5.803 | 171 |
| Subtotal | 19 | 189,042,019.32 | 187,357,772.72 | 46.47 | 4.449 | 185 |
| Fund: Stabilization | | | | | | |
| Federal Agency Coupon Securities | 3 | 20,000,000.00 | 20,018,024.70 | 4.96 | 4.277 | 755 |

Collin Co Comm College Dist.

Summary by Type
August 31, 2023
Grouped by Fund

| Security Type | Number of Investments | Par Value | Book Value | % of Portfolio | Average YTM 365 | Average Days to Maturity |
|------------------------------------|-----------------------|-----------------------|-----------------------|----------------|-----------------|--------------------------|
| Commercial Paper Disc. -Amortizing | 2 | 20,000,000.00 | 19,536,300.02 | 4.84 | 5.765 | 151 |
| Texpool | 1 | 17,183,998.78 | 17,183,998.78 | 4.26 | 5.305 | 1 |
| Subtotal | 6 | 57,183,998.78 | 56,738,323.50 | 14.06 | 5.100 | 319 |
| Total and Average | 41 | 406,127,112.03 | 403,260,031.66 | 100.00 | 4.515 | 200 |

Fund: Stabilization



MEEDER
PUBLIC FUNDS

**Collin Co Comm College Dist.
Fund BLDG - Building
Investments by Fund
August 31, 2023**

Meeder Public Funds
901 S. MoPac
Suite 300
Austin, TX 78746

| CUSIP | Investment # | Issuer | Purchase Date | Book Value | Par Value | Market Value | Current Rate | YTM 360 | YTM 365 | Maturity Days To Date Maturity |
|---|--------------|--------------------------------------|---------------|-----------------------|-----------------------|-----------------------|--------------|--------------|--------------|--------------------------------|
| Commercial Paper Disc. -Amortizing | | | | | | | | | | |
| 22533UXT5 | 10202 | Credit Agricole CP | 03/02/2023 | 4,960,177.78 | 5,000,000.00 | 4,957,945.00 | 5.382 | 5.457 | 5.457 | 10/27/2023 |
| 40060WAA0 | 10209 | GTA Funding CP | 07/18/2023 | 9,797,313.89 | 10,000,000.00 | 9,795,540.00 | 5.725 | 5.805 | 5.805 | 01/10/2024 |
| 78009AB52 | 10205 | Royal Bank of Canada CP | 05/15/2023 | 9,779,327.78 | 10,000,000.00 | 9,757,510.00 | 5.323 | 5.397 | 5.397 | 02/05/2024 |
| | | Subtotal and Average | | 24,536,819.45 | 25,000,000.00 | 24,510,995.00 | 5.496 | 5.572 | 5.572 | 126 |
| Federal Agency Coupon Securities | | | | | | | | | | |
| 3133EN5Q9 | 10197 | FFCB Note | 01/11/2023 | 5,009,317.52 | 5,000,000.00 | 4,950,270.30 | 4.500 | 4.295 | 4.355 | 01/10/2025 |
| 3130ATTUC9 | 10196 | FHLB Note | 01/10/2023 | 10,084,675.38 | 10,000,000.00 | 9,952,641.80 | 4.500 | 4.041 | 4.098 | 12/12/2025 |
| 3130ALLJ70 | 10172 | FHLB Call Note | 03/12/2021 | 5,000,000.00 | 5,000,000.00 | 4,866,913.15 | 0.400 | 0.394 | 0.400 | 03/12/2024 |
| 3130AMT85 | 10175 | FHLB Call Note | 06/28/2021 | 10,000,000.00 | 10,000,000.00 | 9,589,164.70 | 0.400 | 0.394 | 0.400 | 06/28/2024 |
| 3130ANN55 | 10176 | FHLB Call Note | 08/30/2021 | 5,000,000.00 | 5,000,000.00 | 4,761,314.10 | 0.500 | 0.493 | 0.500 | 08/28/2024 |
| 3130AOCM3 | 10178 | FHLB Call Note | 12/20/2021 | 5,000,000.00 | 5,000,000.00 | 4,725,146.45 | 1.000 | 0.986 | 1.000 | 12/20/2024 |
| 3130ARD24 | 10206 | FHLB Call Note | 05/24/2023 | 9,690,640.95 | 10,000,000.00 | 9,641,552.80 | 2.010 | 4.940 | 5.008 | 09/30/2024 |
| | | Subtotal and Average | | 49,784,633.85 | 50,000,000.00 | 48,487,003.30 | 2.480 | 2.514 | 2.514 | 459 |
| Treasury Coupon Securities | | | | | | | | | | |
| 912828YE4 | 10179 | T Note | 04/18/2022 | 4,941,388.21 | 5,000,000.00 | 4,800,585.95 | 1.250 | 2.432 | 2.466 | 08/31/2024 |
| | | Subtotal and Average | | 4,941,388.21 | 5,000,000.00 | 4,800,585.95 | 2.433 | 2.467 | 2.467 | 365 |
| TexStar | | | | | | | | | | |
| 2450 | 10007 | TexStar | 02/01/2016 | 29,630,911.94 | 29,630,911.94 | 29,630,911.94 | 5.297 | 5.224 | 5.297 | 1 |
| | | Subtotal and Average | | 29,630,911.94 | 29,630,911.94 | 29,630,911.94 | 5.225 | 5.297 | 5.297 | 1 |
| Texpool | | | | | | | | | | |
| 700001 | 10009 | Texpool | 02/01/2016 | 5,705,361.60 | 5,705,361.60 | 5,705,361.60 | 5.305 | 5.232 | 5.304 | 1 |
| | | Subtotal and Average | | 5,705,361.60 | 5,705,361.60 | 5,705,361.60 | 5.232 | 5.305 | 5.305 | 1 |
| | | Total Investments and Average | | 114,599,115.05 | 115,336,273.54 | 113,134,857.79 | 3.970 | 4.026 | 4.026 | 242 |

Fund BOND20 - 2020 Bond Series
Investments by Fund
August 31, 2023

| CUSIP | Investment # | Issuer | Purchase Date | Book Value | Par Value | Market Value | Current Rate | YTM 360 | YTM 365 | Maturity Days To Date | Maturity |
|----------------|--------------|---------|--------------------------------------|----------------------|----------------------|----------------------|--------------|--------------|--------------|-----------------------|----------|
| Texpool | | | | | | | | | | | |
| 700006A | 10164 | Texpool | 04/29/2020 | 31,969,000.03 | 31,969,000.03 | 31,969,000.03 | 5.305 | 5.232 | 5.304 | | 1 |
| | | | Subtotal and Average | 31,969,000.03 | 31,969,000.03 | 31,969,000.03 | | 5.232 | 5.305 | | 1 |
| | | | Total Investments and Average | 31,969,000.03 | 31,969,000.03 | 31,969,000.03 | | 5.232 | 5.305 | | 1 |

**Fund DS - Debt Service
Investments by Fund
August 31, 2023**

| CUSIP | Investment # | Issuer | Purchase Date | Book Value | Par Value | Market Value | Current Rate | YTM 360 | YTM 365 | Maturity Days To Date | Maturity | |
|--------------------|--------------|--------------------------------------|---------------|----------------------|----------------------|----------------------|--------------|--------------|--------------|-----------------------|----------|--|
| Texpool | | | | | | | | | | | | |
| 700004 | 10010 | Texpool | 02/01/2016 | 12,595,820.36 | 12,595,820.36 | 12,595,820.36 | 5.305 | 5.232 | 5.304 | | 1 | |
| | | Subtotal and Average | | 12,595,820.36 | 12,595,820.36 | 12,595,820.36 | | 5.232 | 5.305 | | 1 | |
| Texas Range | | | | | | | | | | | | |
| 1291-01 | 10141 | TexasDAILY | 02/04/2019 | 0.00 | 0.00 | 0.00 | | | | | 1 | |
| | | Subtotal and Average | | 0.00 | 0.00 | 0.00 | | 0.000 | 0.000 | | 0 | |
| | | Total Investments and Average | | 12,595,820.36 | 12,595,820.36 | 12,595,820.36 | | 5.232 | 5.305 | | 1 | |

**Fund OPER - Operating
Investments by Fund
August 31, 2023**

| CUSIP | Investment # | Issuer | Purchase Date | Book Value | Par Value | Market Value | Current Rate | YTM 360 | YTM 365 | Maturity Date | Maturity Days To |
|---|--------------|--------------------------------|---------------|----------------------|----------------------|----------------------|--------------|--------------|--------------|---------------|------------------|
| Commercial Paper Disc. -Amortizing | | | | | | | | | | | |
| 78015CDJ8 | 10211 | Royal Bank of Canada CP | 07/18/2023 | 9,643,500.00 | 10,000,000.00 | 9,643,500.00 | 0.500 | 5.893 | 5.975 | 04/18/2024 | 230 |
| 87019SYQ1 | 10203 | Swedbank CP | 03/02/2023 | 9,879,133.33 | 10,000,000.00 | 9,872,750.00 | 0.500 | 5.454 | 5.529 | 11/24/2023 | 84 |
| 89233GDK9 | 10212 | Toyota Motor Credit Corp CP | 07/24/2023 | 4,819,691.67 | 5,000,000.00 | 4,823,130.00 | 0.500 | 5.935 | 6.017 | 04/19/2024 | 231 |
| | | Subtotal and Average | | 24,342,325.00 | 25,000,000.00 | 24,339,380.00 | | 5.723 | 5.803 | | 170 |
| Federal Agency Coupon Securities | | | | | | | | | | | |
| 31422XMV1 | 10177 | FRMAC Call Note | 10/04/2021 | 5,000,000.00 | 5,000,000.00 | 4,740,145.85 | 0.500 | 0.493 | 0.500 | 10/04/2024 | 399 |
| 3133ENYX2 | 10193 | FFCB Note | 07/25/2022 | 4,999,895.16 | 5,000,000.00 | 4,916,582.05 | 0.350 | 3.207 | 3.251 | 06/17/2024 | 290 |
| 3133ENZ94 | 10199 | FFCB Note | 01/19/2023 | 10,020,564.46 | 10,000,000.00 | 9,919,608.30 | 0.500 | 4.259 | 4.318 | 11/18/2024 | 444 |
| 3133ENJ73 | 10201 | FFCB Note | 02/02/2023 | 7,477,862.08 | 7,500,000.00 | 7,336,231.80 | 0.375 | 3.950 | 4.005 | 02/02/2026 | 885 |
| 3133EL5J9 | 10167 | FFCB Call Note | 09/16/2020 | 5,000,000.00 | 5,000,000.00 | 5,000,000.00 | 0.300 | 0.305 | 0.310 | 09/01/2023 | 0 |
| 3133EL6U3 | 10169 | FFCB Call Note | 09/16/2020 | 5,000,000.00 | 5,000,000.00 | 4,989,325.80 | 0.280 | 0.309 | 0.313 | 09/14/2023 | 13 |
| 3134GXZT4 | 10183 | FHLMC Call Note | 07/14/2022 | 5,000,000.00 | 5,000,000.00 | 4,878,209.50 | 0.400 | 3.945 | 4.000 | 07/14/2025 | 682 |
| 3135G03U5 | 10194 | FNMA Note | 08/05/2022 | 4,802,768.00 | 5,000,000.00 | 4,656,323.65 | 0.625 | 3.107 | 3.150 | 04/22/2025 | 599 |
| 3135G04Z3 | 10200 | FNMA Note | 01/23/2023 | 7,056,211.46 | 7,500,000.00 | 6,929,733.83 | 0.500 | 3.935 | 3.990 | 06/17/2025 | 655 |
| | | Subtotal and Average | | 54,357,301.16 | 55,000,000.00 | 53,366,160.78 | | 2.874 | 2.914 | | 468 |
| Treasury Coupon Securities | | | | | | | | | | | |
| 91282CAW1 | 10180 | T Note | 05/16/2022 | 5,973,857.35 | 6,000,000.00 | 5,936,718.72 | 0.250 | 2.394 | 2.428 | 11/15/2023 | 75 |
| 91282CCC3 | 10181 | T Note | 05/16/2022 | 5,903,707.51 | 6,000,000.00 | 5,786,718.72 | 0.250 | 2.571 | 2.607 | 05/15/2024 | 257 |
| 912828ZT0 | 10182 | T Note | 06/15/2022 | 4,738,562.38 | 5,000,000.00 | 4,606,445.30 | 0.250 | 3.376 | 3.423 | 05/31/2025 | 638 |
| | | Subtotal and Average | | 16,616,127.24 | 17,000,000.00 | 16,329,882.74 | | 2.738 | 2.776 | | 300 |
| TexStar | | | | | | | | | | | |
| 5450 | 10008 | TexStar | 02/01/2016 | 11,867,081.86 | 11,867,081.86 | 11,867,081.86 | 5.297 | 5.224 | 5.297 | | 1 |
| | | Subtotal and Average | | 11,867,081.86 | 11,867,081.86 | 11,867,081.86 | | 5.225 | 5.297 | | 1 |
| Texpool | | | | | | | | | | | |
| 70003 | 10011 | Texpool | 02/01/2016 | 74,678,164.88 | 74,678,164.88 | 74,678,164.88 | 5.305 | 5.232 | 5.304 | | 1 |
| | | Subtotal and Average | | 74,678,164.88 | 74,678,164.88 | 74,678,164.88 | | 5.232 | 5.305 | | 1 |
| JPMorgan Chase | | | | | | | | | | | |
| 7828 | 10012 | JPMorgan Chase Commercial Chkg | 02/01/2016 | 112,526.07 | 112,526.07 | 112,526.07 | | | | | 1 |

**Fund OPER - Operating
Investments by Fund
August 31, 2023**

| CUSIP | Investment # | Issuer | Purchase Date | Book Value | Par Value | Market Value | Current Rate | YTM 360 | YTM 365 | Maturity Days To Date | Maturity |
|--------------------|--------------|------------|--------------------------------------|----------------|----------------|----------------|--------------|---------|---------|-----------------------|----------|
| | | | Subtotal and Average | 112,526.07 | 112,526.07 | 112,526.07 | 0.000 | 0.000 | 0.000 | 1 | 1 |
| Texas Range | | | | | | | | | | | |
| 1291-00 | 10142 | TexasDAILY | 02/06/2019 | 5,384,246.51 | 5,384,246.51 | 5,384,246.51 | 5.330 | 5.256 | 5.330 | 1 | 1 |
| | | | Subtotal and Average | 5,384,246.51 | 5,384,246.51 | 5,384,246.51 | 5.330 | 5.257 | 5.330 | 1 | 1 |
| | | | Total Investments and Average | 187,357,772.72 | 189,042,019.32 | 186,077,442.84 | 4.388 | 4.388 | 4.449 | 185 | 185 |

**Fund STABL - Stabilization
Investments by Fund
August 31, 2023**

| CUSIP | Investment # | Issuer | Purchase Date | Book Value | Par Value | Market Value | Current Rate | YTM 360 | YTM 365 | Maturity Days To | Date Maturity |
|--|--------------|--------------------------------------|---------------|----------------------|----------------------|----------------------|--------------|--------------|--------------|------------------|---------------|
| Commercial Paper Disc.-Amortizing | | | | | | | | | | | |
| 62479MY00 | 10204 | MUFG Bank CP | 03/02/2023 | 9,879,133.33 | 10,000,000.00 | 9,871,310.00 | | 5.454 | 5.529 | 84 | 11/24/2023 |
| 62479LD85 | 10210 | MUFG Bank CP | 07/18/2023 | 9,657,166.69 | 10,000,000.00 | 9,657,200.00 | | 5.922 | 6.005 | 220 | 04/08/2024 |
| | | Subtotal and Average | | 19,536,300.02 | 20,000,000.00 | 19,528,510.00 | | 5.686 | 5.765 | 151 | |
| Federal Agency Coupon Securities | | | | | | | | | | | |
| 3133ENG63 | 10198 | FFCB Note | 01/17/2023 | 10,025,417.47 | 10,000,000.00 | 9,826,892.50 | 4.000 | 3.831 | 3.885 | 865 | 01/13/2026 |
| 3130AWER7 | 10207 | FHLB Note | 06/12/2023 | 1,998,512.55 | 2,000,000.00 | 1,984,731.92 | 4.625 | 4.606 | 4.670 | 644 | 06/06/2025 |
| 3130AWER7 | 10208 | FHLB Note | 06/12/2023 | 7,994,094.68 | 8,000,000.00 | 7,938,927.68 | 4.625 | 4.605 | 4.669 | 644 | 06/06/2025 |
| | | Subtotal and Average | | 20,018,024.70 | 20,000,000.00 | 19,750,552.10 | | 4.218 | 4.277 | 754 | |
| Texpool | | | | | | | | | | | |
| 700005 | 10050 | Texpool | 01/24/2018 | 17,183,998.78 | 17,183,998.78 | 17,183,998.78 | 5.305 | 5.232 | 5.304 | 1 | |
| | | Subtotal and Average | | 17,183,998.78 | 17,183,998.78 | 17,183,998.78 | | 5.232 | 5.305 | 1 | |
| | | Total Investments and Average | | 56,738,323.50 | 57,183,998.78 | 56,463,060.88 | | 5.031 | 5.100 | 318 | |



Collin Co Comm College Dist. Cash Reconciliation Report For the Period June 1, 2023 - August 31, 2023

Meeder Public Funds
901 S. MoPac
Suite 300
Austin, TX 78746

| Trans. Date | Investment # | Fund | Trans. Type | Security ID | Par Value | Security Description | Maturity Date | Purchases | Interest | Redemptions | Cash |
|-----------------|--------------|-------|-------------|-------------|---------------|------------------------------------|---------------|-----------------------|---------------------|---------------------|-----------------------|
| 06/12/2023 | 10196 | BLDG | Interest | 3130ATUC9 | 10,000,000.00 | FHLB 10.0M 4.50% Mat. 12/12/2025 | 12/12/2025 | 0.00 | 273,750.00 | 0.00 | 273,750.00 |
| 06/12/2023 | 10207 | STABL | Purchase | 3130AWER7 | 2,000,000.00 | FHLB 2.0M 4.63% Mat. 06/06/2025 | 06/06/2025 | -1,998,327.50 | 0.00 | 0.00 | -1,998,327.50 |
| 06/12/2023 | 10208 | STABL | Purchase | 3130AWER7 | 8,000,000.00 | FHLB 8.0M 4.63% Mat. 06/06/2025 | 06/06/2025 | -7,993,360.00 | 0.00 | 0.00 | -7,993,360.00 |
| 06/17/2023 | 10193 | OPER | Interest | 3133ENYX2 | 5,000,000.00 | FFCB 5.0M 3.25% Mat. 06/17/2024 | 06/17/2024 | 0.00 | 81,250.00 | 0.00 | 81,250.00 |
| 06/17/2023 | 10200 | OPER | Interest | 3135G04Z3 | 7,500,000.00 | FNMA 7.5M 0.50% Mat. 06/17/2025 | 06/17/2025 | 0.00 | 18,750.00 | 0.00 | 18,750.00 |
| 06/20/2023 | 10178 | BLDG | Interest | 3130AQCM3 | 5,000,000.00 | FHLBC 5.0M 1.00% Mat. 12/20/2024 | 12/20/2024 | 0.00 | 25,000.00 | 0.00 | 25,000.00 |
| 06/28/2023 | 10175 | BLDG | Interest | 3130AMT85 | 10,000,000.00 | FHLBC 10.0M 0.40% Mat. 06/28/2024 | 06/28/2024 | 0.00 | 20,000.00 | 0.00 | 20,000.00 |
| 07/10/2023 | 10197 | BLDG | Interest | 3133EN5Q9 | 5,000,000.00 | FFCB 5.0M 4.50% Mat. 01/10/2025 | 01/10/2025 | 0.00 | 112,500.00 | 0.00 | 112,500.00 |
| 07/13/2023 | 10198 | STABL | Interest | 3133EN6A3 | 10,000,000.00 | FFCB 10.0M 4.00% Mat. 01/13/2026 | 01/13/2026 | 0.00 | 200,000.00 | 0.00 | 200,000.00 |
| 07/14/2023 | 10183 | OPER | Interest | 3134GXZT4 | 5,000,000.00 | FHLMCC 5.0M 4.00% Mat. 07/14/2025 | 07/14/2025 | 0.00 | 100,000.00 | 0.00 | 100,000.00 |
| 07/18/2023 | 10209 | BLDG | Purchase | 40060WAA0 | 10,000,000.00 | GTAFD 10.0M 0.00% Mat. 01/10/2024 | 01/10/2024 | -9,727,688.89 | 0.00 | 0.00 | -9,727,688.89 |
| 07/18/2023 | 10210 | STABL | Purchase | 62479LD85 | 10,000,000.00 | MUFGBK 10.0M 0.00% Mat. 04/08/2024 | 04/08/2024 | -9,587,041.70 | 0.00 | 0.00 | -9,587,041.70 |
| 07/18/2023 | 10211 | OPER | Purchase | 78015CDJ8 | 10,000,000.00 | RBCCP 10.0M 0.00% Mat. 04/18/2024 | 04/18/2024 | -9,573,750.00 | 0.00 | 0.00 | -9,573,750.00 |
| 07/24/2023 | 10212 | OPER | Purchase | 89233GDK9 | 5,000,000.00 | TYMTCP 5.0M 0.00% Mat. 04/19/2024 | 04/19/2024 | -4,789,250.00 | 0.00 | 0.00 | -4,789,250.00 |
| 07/31/2023 | 10192 | STABL | Interest | 912828Y61 | 5,000,000.00 | TNOTE 5.0M 2.75% Mat. 07/31/2023 | 07/31/2023 | 0.00 | 68,750.00 | 0.00 | 68,750.00 |
| 07/31/2023 | 10192 | STABL | Maturity | 912828Y61 | 5,000,000.00 | TNOTE 5.0M 2.75% Mat. 07/31/2023 | 07/31/2023 | 0.00 | 0.00 | 5,000,000.00 | 5,000,000.00 |
| 08/02/2023 | 10201 | OPER | Interest | 3133EN7J3 | 7,500,000.00 | FFCB 7.5M 3.88% Mat. 02/02/2026 | 02/02/2026 | 0.00 | 145,312.50 | 0.00 | 145,312.50 |
| 08/28/2023 | 10176 | BLDG | Interest | 3130ANNS5 | 5,000,000.00 | FHLBC 5.0M 0.50% Mat. 08/28/2024 | 08/28/2024 | 0.00 | 12,500.00 | 0.00 | 12,500.00 |
| 08/31/2023 | 10179 | BLDG | Interest | 912828YE4 | 5,000,000.00 | TNOTE 5.0M 1.25% Mat. 08/31/2024 | 08/31/2024 | 0.00 | 31,250.00 | 0.00 | 31,250.00 |
| Subtotal | | | | | | | | -43,669,418.09 | 1,089,062.50 | 5,000,000.00 | -37,580,355.59 |
| Total | | | | | | | | -43,669,418.09 | 1,089,062.50 | 5,000,000.00 | -37,580,355.59 |

Portfolio CCCC
AP
AC (PRF_AC) 7.2.0
Report Ver. 7.3.6.1



Collin Co Comm College Dist.
Purchases Report
Sorted by Fund - Issuer
June 1, 2023 - August 31, 2023

Meeder Public Funds
 901 S. MoPac
 Suite 300
 Austin, TX 78746

| CUSIP | Investment # | Fund | Sec. Type | Issuer | Original Par Value | Purchase Date | Payment Periods | Principal Purchased | Accrued Interest at Purchase | Rate at Purchase | Maturity Date | YTM | Ending Book Value |
|----------------------|--------------|-------|-----------|------------------------|----------------------|---------------|---------------------|----------------------|------------------------------|------------------|---------------|-------|----------------------|
| Building | | | | | | | | | | | | | |
| 40060WAA0 | 10209 | BLDG | ACP | GTAFD | 10,000,000.00 | 07/18/2023 | 01/10 - At Maturity | 9,727,688.89 | | | 01/10/2024 | 5.726 | 9,797,313.89 |
| | | | | Subtotal | 10,000,000.00 | | | 9,727,688.89 | 0.00 | | | | 9,797,313.89 |
| Operating | | | | | | | | | | | | | |
| 78015CDJ8 | 10211 | OPER | ACP | RBCCP | 10,000,000.00 | 07/18/2023 | 04/18 - At Maturity | 9,573,750.00 | | | 04/18/2024 | 5.893 | 9,643,500.00 |
| 89233GDK9 | 10212 | OPER | ACP | TYMTC | 5,000,000.00 | 07/24/2023 | 04/19 - At Maturity | 4,789,250.00 | | | 04/19/2024 | 5.935 | 4,819,691.67 |
| | | | | Subtotal | 15,000,000.00 | | | 14,363,000.00 | 0.00 | | | | 14,463,191.67 |
| Stabilization | | | | | | | | | | | | | |
| 3130AWER7 | 10207 | STABL | FAC | FHLB | 2,000,000.00 | 06/12/2023 | 12/06 - 06/06 | 1,998,327.50 | | 4.625 | 06/06/2025 | 4.670 | 1,998,512.55 |
| 3130AWER7 | 10208 | STABL | FAC | FHLB | 8,000,000.00 | 06/12/2023 | 12/06 - 06/06 | 7,993,360.00 | | 4.625 | 06/06/2025 | 4.670 | 7,994,094.68 |
| 62479LD85 | 10210 | STABL | ACP | MUFGBK | 10,000,000.00 | 07/18/2023 | 04/08 - At Maturity | 9,587,041.70 | | | 04/08/2024 | 5.923 | 9,657,166.69 |
| | | | | Subtotal | 20,000,000.00 | | | 19,578,729.20 | 0.00 | | | | 19,649,773.92 |
| | | | | Total Purchases | 45,000,000.00 | | | 43,669,418.09 | 0.00 | | | | 43,910,279.48 |



M E E D E R
PUBLIC FUNDS

**Collin Co Comm College Dist.
Maturity Report**

Sorted by Maturity Date

Amounts due during June 1, 2023 - August 31, 2023

Meeder Public Funds
901 S. MoPac
Suite 300
Austin, TX 78746

| CUSIP | Investment # | Fund | Sec. Type | Issuer | Par Value | Maturity Date | Purchase Date | Rate at Maturity | Book Value at Maturity | Interest | Maturity Proceeds | Net Income |
|-------------------------|--------------|-------|-----------|--------|---------------------|---------------|---------------|------------------|------------------------|------------------|---------------------|------------------|
| 912828Y61 | 10192 | STABL | TRC | TNOTE | 5,000,000.00 | 07/31/2023 | 07/20/2022 | 2.750 | 5,000,000.00 | 68,750.00 | 5,068,750.00 | 68,750.00 |
| Total Maturities | | | | | 5,000,000.00 | | | | 5,000,000.00 | 68,750.00 | 5,068,750.00 | 68,750.00 |



MEEDER
PUBLIC FUNDS

Collin Co Comm College Dist.
Interest Earnings
Sorted by Fund - Fund
June 1, 2023 - August 31, 2023
Yield on Beginning Book Value

Meeder Public Funds
901 S. MoPac
Suite 300
Austin, TX 78746

| CUSIP | Investment # | Fund | Security Type | Ending Par Value | Beginning Book Value | Ending Book Value | Maturity Date | Current Rate | Annualized Yield | Interest Earned | Adjusted Interest Earnings | |
|-------------------------------|-----------------|--------|---------------|-----------------------|-----------------------|-----------------------|---------------|--------------|------------------|-------------------|----------------------------|----------------------------|
| | | | | | | | | | | | Amortization/ Accretion | Adjusted Interest Earnings |
| Fund: Building | | | | | | | | | | | | |
| 3133EN5Q9 | 10197 | BLDG | FAC | 5,000,000.00 | 5,011,032.41 | 5,009,317.52 | 01/10/2025 | 4.500 | 4.318 | 56,250.00 | -1,714.89 | 54,535.11 |
| 3130ATUC9 | 10196 | BLDG | FAC | 10,000,000.00 | 10,093,957.70 | 10,084,675.38 | 12/12/2025 | 4.500 | 4.057 | 112,500.00 | -9,282.32 | 103,217.68 |
| 912828YE4 | 10179 | BLDG | TRC | 5,000,000.00 | 4,926,614.82 | 4,941,388.21 | 08/31/2024 | 1.250 | 2.448 | 15,626.86 | 14,773.39 | 30,400.25 |
| 2450 | 10007 | BLDG | RRP | 29,630,911.94 | 29,248,604.49 | 29,630,911.94 | | 5.297 | 5.186 | 382,307.45 | 0.00 | 382,307.45 |
| 700001 | 10009 | BLDG | RR2 | 5,705,361.60 | 15,234,078.20 | 5,705,361.60 | | 5.305 | 3.837 | 147,352.29 | 0.00 | 147,352.29 |
| 3130ANNS5 | 10176 | BLDG | FAC | 5,000,000.00 | 5,000,000.00 | 5,000,000.00 | 08/28/2024 | 0.500 | 0.496 | 6,250.00 | 0.00 | 6,250.00 |
| 3130AMT85 | 10175 | BLDG | FAC | 10,000,000.00 | 10,000,000.00 | 10,000,000.00 | 06/28/2024 | 0.400 | 0.397 | 10,000.00 | 0.00 | 10,000.00 |
| 3130ARD24 | 10206 | BLDG | FAC | 10,000,000.00 | 9,690,066.87 | 9,690,640.95 | 09/30/2024 | 2.010 | 5.025 | 50,250.00 | 71,574.08 | 121,824.08 |
| 3130ALJ70 | 10172 | BLDG | FAC | 5,000,000.00 | 5,000,000.00 | 5,000,000.00 | 03/12/2024 | 0.400 | 0.397 | 5,000.00 | 0.00 | 5,000.00 |
| 3130AOCM3 | 10178 | BLDG | FAC | 5,000,000.00 | 5,000,000.00 | 5,000,000.00 | 12/20/2024 | 1.000 | 0.992 | 12,500.00 | 0.00 | 12,500.00 |
| 22533UXT5 | 10202 | BLDG | ACP | 5,000,000.00 | 4,894,755.55 | 4,960,177.78 | 10/27/2023 | | 5.303 | 0.00 | 65,422.23 | 65,422.23 |
| 78009AB52 | 10205 | BLDG | ACP | 10,000,000.00 | 9,650,016.66 | 9,779,327.78 | 02/05/2024 | | 5.316 | 0.00 | 129,311.12 | 129,311.12 |
| 40060WAA0 | 10209 | BLDG | ACP | 10,000,000.00 | 0.00 | 9,797,313.89 | 01/10/2024 | | 5.805 | 0.00 | 69,625.00 | 69,625.00 |
| | Subtotal | | | 115,336,273.54 | 113,678,126.70 | 114,599,115.05 | | | 3.811 | 798,036.60 | 339,708.61 | 1,137,745.21 |
| Fund: 2020 Bond Series | | | | | | | | | | | | |
| 700006A | 10164 | BOND20 | RR2 | 31,969,000.03 | 32,255,375.90 | 31,969,000.03 | | 5.305 | 5.113 | 415,727.64 | 0.00 | 415,727.64 |
| | Subtotal | | | 31,969,000.03 | 32,255,375.90 | 31,969,000.03 | | | 5.113 | 415,727.64 | 0.00 | 415,727.64 |
| Fund: Debt Service | | | | | | | | | | | | |
| 700004 | 10010 | DS | RR2 | 12,595,820.36 | 33,697,542.73 | 12,595,820.36 | | 5.305 | 4.827 | 409,982.18 | 0.00 | 409,982.18 |
| | Subtotal | | | 12,595,820.36 | 33,697,542.73 | 12,595,820.36 | | | 4.827 | 409,982.18 | 0.00 | 409,982.18 |
| Fund: Operating | | | | | | | | | | | | |
| 3135G04Z3 | 10200 | OPER | FAC | 7,500,000.00 | 6,994,383.33 | 7,056,211.46 | 06/17/2025 | 0.500 | 4.039 | 9,375.00 | 61,828.13 | 71,203.13 |
| 3135G03U5 | 10194 | OPER | FAC | 5,000,000.00 | 4,772,732.67 | 4,802,768.00 | 04/22/2025 | 0.625 | 3.146 | 7,812.50 | 30,035.33 | 37,847.83 |
| 3133ENYX2 | 10193 | OPER | FAC | 5,000,000.00 | 4,999,862.17 | 4,999,895.16 | 06/17/2024 | 3.250 | 3.226 | 40,625.00 | 32.99 | 40,657.99 |
| 3133ENZ94 | 10199 | OPER | FAC | 10,000,000.00 | 10,024,799.71 | 10,020,564.46 | 11/18/2024 | 4.500 | 4.285 | 112,500.00 | -4,235.25 | 108,264.75 |
| 3133EN7J3 | 10201 | OPER | FAC | 7,500,000.00 | 7,475,574.58 | 7,477,862.08 | 02/02/2026 | 3.875 | 3.977 | 72,656.25 | 2,287.50 | 74,943.75 |

Portfolio CCCC
AP
IE (PRF_IE) 7.2.0
Report Ver. 7.3.6.1

Collin Co Comm College Dist.
Interest Earnings
June 1, 2023 - August 31, 2023

| CUSIP | Investment # | Fund | Security Type | Ending Par Value | Beginning Book Value | Ending Book Value | Maturity Date | Current Rate | Annualized Yield | Interest Earned | Adjusted Interest Earnings | |
|----------------------------|--------------|-------|-----------------|-----------------------|-----------------------|-----------------------|---------------|--------------|------------------|---------------------|----------------------------|----------------------------|
| | | | | | | | | | | | Amortization/Accretion | Adjusted Interest Earnings |
| Fund: Operating | | | | | | | | | | | | |
| 91282CAW1 | 10180 | OPER | TRC | 6,000,000.00 | 5,941,789.04 | 5,973,857.35 | 11/15/2023 | 0.250 | 2.392 | 3,750.00 | 32,068.31 | 35,818.31 |
| 91282CCC3 | 10181 | OPER | TRC | 6,000,000.00 | 5,869,237.05 | 5,903,707.51 | 05/15/2024 | 0.250 | 2.584 | 3,750.00 | 34,470.46 | 38,220.46 |
| 91282ZT0 | 10182 | OPER | TRC | 5,000,000.00 | 4,700,862.92 | 4,738,562.38 | 05/31/2025 | 0.250 | 3.447 | 3,142.08 | 37,699.46 | 40,841.54 |
| 5450 | 10008 | OPER | RRP | 11,867,081.86 | 11,713,969.03 | 11,867,081.86 | | 5.297 | 5.186 | 153,112.83 | 0.00 | 153,112.83 |
| 700003 | 10011 | OPER | RR2 | 74,678,164.88 | 113,800,972.99 | 74,678,164.88 | | 5.305 | 4.250 | 1,219,166.63 | 0.00 | 1,219,166.63 |
| 7828 | 10012 | OPER | RR3 | 112,526.07 | 324,168.98 | 112,526.07 | | | | 0.00 | 0.00 | 0.00 |
| 3134GXZT4 | 10183 | OPER | FAC | 5,000,000.00 | 5,000,000.00 | 5,000,000.00 | 07/14/2025 | 4.000 | 3.967 | 50,000.00 | 0.00 | 50,000.00 |
| 31422XWV1 | 10177 | OPER | FAC | 5,000,000.00 | 5,000,000.00 | 5,000,000.00 | 10/04/2024 | 0.500 | 0.496 | 6,250.00 | 0.00 | 6,250.00 |
| 3133EL6U3 | 10169 | OPER | FAC | 5,000,000.00 | 5,000,000.00 | 5,000,000.00 | 09/14/2023 | 0.280 | 0.278 | 3,500.00 | 0.00 | 3,500.00 |
| 3133EL5J9 | 10167 | OPER | FAC | 5,000,000.00 | 5,000,000.00 | 5,000,000.00 | 09/01/2023 | 0.300 | 0.298 | 3,750.00 | 0.00 | 3,750.00 |
| 1291-00 | 10142 | OPER | RR5 | 5,384,246.51 | 5,314,354.37 | 5,384,246.51 | | 5.330 | 5.218 | 69,892.14 | 0.00 | 69,892.14 |
| 78015CDJ8 | 10211 | OPER | ACP | 10,000,000.00 | 0.00 | 9,643,500.00 | 04/18/2024 | | 5.909 | 0.00 | 69,750.00 | 69,750.00 |
| 87019SYQ1 | 10203 | OPER | ACP | 10,000,000.00 | 9,746,755.56 | 9,879,133.33 | 11/24/2023 | | 5.388 | 0.00 | 132,377.77 | 132,377.77 |
| 89233GDK9 | 10212 | OPER | ACP | 5,000,000.00 | 0.00 | 4,819,691.67 | 04/19/2024 | | 5.949 | 0.00 | 30,441.67 | 30,441.67 |
| | | | Subtotal | 189,042,019.32 | 211,679,462.40 | 187,357,772.72 | | | 3.971 | 1,759,282.43 | 426,756.37 | 2,186,038.80 |
| Fund: Stabilization | | | | | | | | | | | | |
| 3133ENGA3 | 10198 | STABL | FAC | 10,000,000.00 | 10,028,102.42 | 10,025,417.47 | 01/13/2026 | 4.000 | 3.850 | 100,000.00 | -2,684.95 | 97,315.05 |
| 3130AWER7 | 10207 | STABL | FAC | 2,000,000.00 | 0.00 | 1,998,512.55 | 06/06/2025 | 4.625 | 4.619 | 20,298.61 | 185.05 | 20,483.66 |
| 3130AWER7 | 10208 | STABL | FAC | 8,000,000.00 | 0.00 | 7,994,094.68 | 06/06/2025 | 4.625 | 4.619 | 81,194.44 | 734.68 | 81,929.12 |
| 91282Y61 | 10192 | STABL | TRC | 0.00 | 4,996,976.81 | 0.00 | 07/31/2023 | 2.750 | 3.143 | 22,790.06 | 3,023.19 | 25,813.25 |
| 700005 | 10050 | STABL | RR2 | 17,183,998.78 | 36,254,644.51 | 17,183,998.78 | | 5.305 | 3.371 | 308,083.47 | 0.00 | 308,083.47 |
| 62479MYQ0 | 10204 | STABL | ACP | 10,000,000.00 | 9,746,755.56 | 9,879,133.33 | 11/24/2023 | | 5.388 | 0.00 | 132,377.77 | 132,377.77 |
| 62479LD85 | 10210 | STABL | ACP | 10,000,000.00 | 0.00 | 9,657,166.69 | 04/08/2024 | | 5.933 | 0.00 | 70,124.99 | 70,124.99 |
| | | | Subtotal | 57,183,998.78 | 61,026,479.30 | 56,738,323.50 | | | 4.013 | 532,366.58 | 203,760.73 | 736,127.31 |
| | | | Total | 406,127,112.03 | 452,336,987.03 | 403,260,031.66 | | | 4.076 | 3,915,395.43 | 970,225.71 | 4,885,621.14 |



MEEDER
PUBLIC FUNDS

**Collin Co Comm College Dist.
Amortization Schedule
June 1, 2023 - August 31, 2023
Sorted By Fund - Fund**

Meeder Public Funds
901 S. MoPac
Suite 300
Austin, TX 78746

| Investment # | Fund | Maturity Date | Beginning Par Value | Current Rate | Purchase Principal | Original Premium or Discount | Ending Book Value | Amounts Amortized | | Amount Amortized This Period | Amt Amortized Through 08/31/2023 | Amount Unamortized Through 08/31/2023 |
|------------------|-------------------------|---------------|---------------------|--------------|----------------------|------------------------------|----------------------|-------------------|----------------------|------------------------------|----------------------------------|---------------------------------------|
| | | | | | | | | As of 06/01/2023 | Through 08/31/2023 | | | |
| Building | | | | | | | | | | | | |
| 10202 | BLDG | 10/27/2023 | 5,000,000.00 | | 4,830,044.44 | -169,955.56 | 4,960,177.78 | 64,711.11 | -105,244.45 | 65,422.23 | 130,133.34 | -39,822.22 |
| | Credit Agricole CP | | | | | | | | | | | |
| 10197 | BLDG | 01/10/2025 | 5,000,000.00 | 4.500 | 5,013,700.00 | 13,700.00 | 5,009,317.52 | -2,667.59 | 11,032.41 | -1,714.89 | -4,382.48 | 9,317.52 |
| | FFCB Note | | | | | | | | | | | |
| 10196 | BLDG | 12/12/2025 | 10,000,000.00 | 4.500 | 10,108,500.00 | 108,500.00 | 10,084,675.38 | -14,542.30 | 93,957.70 | -9,282.32 | -23,824.62 | 84,675.38 |
| | FHLB Note | | | | | | | | | | | |
| 10206 | BLDG | 09/30/2024 | 10,000,000.00 | 2.010 | 9,613,500.00 | -386,500.00 | 9,690,640.95 | 5,566.87 | -380,933.13 | 71,574.08 | 77,140.95 | -309,359.05 |
| | FHLB Call Note | | | | | | | | | | | |
| 10209 | BLDG | 01/10/2024 | 10,000,000.00 | | 9,727,688.89 | -272,311.11 | 9,797,313.89 | 0.00 | -272,311.11 | 69,625.00 | 69,625.00 | -202,686.11 |
| | GTA Funding CP | | | | | | | | | | | |
| 10205 | BLDG | 02/05/2024 | 10,000,000.00 | | 9,626,122.22 | -373,877.78 | 9,779,327.78 | 23,894.44 | -349,983.34 | 129,311.12 | 153,205.56 | -220,672.22 |
| | Royal Bank of Canada CP | | | | | | | | | | | |
| 10179 | BLDG | 08/31/2024 | 5,000,000.00 | 1.250 | 4,860,937.50 | -139,062.50 | 4,941,388.21 | 65,677.32 | -73,385.18 | 14,773.39 | 80,450.71 | -58,611.79 |
| | T Note | | | | | | | | | | | |
| | | | Subtotal | | 53,780,493.05 | -1,219,506.95 | 54,262,841.51 | 142,639.85 | -1,076,867.10 | 339,708.61 | 482,348.46 | -737,158.49 |
| Operating | | | | | | | | | | | | |
| 10193 | OPER | 06/17/2024 | 5,000,000.00 | 3.250 | 4,999,750.00 | -250.00 | 4,999,895.16 | 112.17 | -137.83 | 32.99 | 145.16 | -104.84 |
| | FFCB Note | | | | | | | | | | | |
| 10199 | OPER | 11/18/2024 | 10,000,000.00 | 4.500 | 10,031,011.40 | 31,011.40 | 10,020,564.46 | -6,211.69 | 24,799.71 | -4,235.25 | -10,446.94 | 20,564.46 |
| | FFCB Note | | | | | | | | | | | |
| 10201 | OPER | 02/02/2026 | 7,500,000.00 | 3.875 | 7,472,550.00 | -27,450.00 | 7,477,862.08 | 3,024.58 | -24,425.42 | 2,287.50 | 5,312.08 | -22,137.92 |
| | FFCB Note | | | | | | | | | | | |
| 10167 | OPER | 09/01/2023 | 5,000,000.00 | 0.300 | 4,998,500.00 | -1,500.00 | 5,000,000.00 | 1,500.00 | 0.00 | 0.00 | 1,500.00 | 0.00 |
| | FFCB Call Note | | | | | | | | | | | |
| 10169 | OPER | 09/14/2023 | 5,000,000.00 | 0.280 | 4,995,000.00 | -5,000.00 | 5,000,000.00 | 5,000.00 | 0.00 | 0.00 | 5,000.00 | 0.00 |
| | FFCB Call Note | | | | | | | | | | | |
| 10194 | OPER | 04/22/2025 | 5,000,000.00 | 0.625 | 4,673,949.80 | -326,050.20 | 4,802,768.00 | 98,782.87 | -227,267.33 | 30,035.33 | 128,818.20 | -197,232.00 |
| | FNMA Note | | | | | | | | | | | |
| 10200 | OPER | 06/17/2025 | 7,500,000.00 | 0.500 | 6,906,450.00 | -593,550.00 | 7,056,211.46 | 87,933.33 | -505,616.67 | 61,828.13 | 149,761.46 | -443,788.54 |
| | FNMA Note | | | | | | | | | | | |
| 10211 | OPER | 04/18/2024 | 10,000,000.00 | | 9,573,750.00 | -426,250.00 | 9,643,500.00 | 0.00 | -426,250.00 | 69,750.00 | 69,750.00 | -356,500.00 |
| | Royal Bank of Canada CP | | | | | | | | | | | |

Portfolio CCCC
AP
AS (PRF_ASW) 7.2.1
Report Ver. 7.3.6.1

**Collin Co Comm College Dist.
Amortization Schedule
June 1, 2023 - August 31, 2023**

| Investment # Issuer | Fund | Maturity Date Amort. Date | Beginning Par Value Current Rate | Purchase Principal | Original Premium or Discount | Ending Book Value | Amounts Amortized And Unamortized | | Amount Amortized This Period | Amount Unamortized Through 08/31/2023 | |
|--------------------------------------|-------|------------------------------|-------------------------------------|-----------------------|---------------------------------|-----------------------|--------------------------------------|----------------------|---------------------------------|--|----------------------|
| | | | | | | | As of 06/01/2023 | Through 08/31/2023 | | | |
| Operating | | | | | | | | | | | |
| 10203 Swedbank CP | OPER | 11/24/2023 | 10,000,000.00 | 9,615,816.67 | -384,183.33 | 9,879,133.33 | 130,938.89 | -253,244.44 | 132,377.77 | 263,316.66 | -120,866.67 |
| 10180 T Note | OPER | 11/15/2023 | 6,000,000.00 0.250 | 5,808,984.38 | -191,015.62 | 5,973,857.35 | 132,804.66 | -58,210.96 | 32,068.31 | 164,872.97 | -26,142.65 |
| 10181 T Note | OPER | 05/15/2024 | 6,000,000.00 0.250 | 5,726,484.38 | -273,515.62 | 5,903,707.51 | 142,752.67 | -130,762.95 | 34,470.46 | 177,223.13 | -96,292.49 |
| 10182 T Note | OPER | 05/31/2025 | 5,000,000.00 0.250 | 4,557,031.25 | -442,968.75 | 4,738,562.38 | 143,831.67 | -299,137.08 | 37,699.46 | 181,531.13 | -261,437.62 |
| 10212 Toyota Motor Credit Corp CP | OPER | 04/19/2024 | 5,000,000.00 | 4,789,250.00 | -210,750.00 | 4,819,691.67 | 0.00 | -210,750.00 | 30,441.67 | 30,441.67 | -180,308.33 |
| | | | Subtotal | 84,148,527.88 | -2,851,472.12 | 85,315,753.40 | 740,469.15 | -2,111,002.97 | 426,756.37 | 1,167,225.52 | -1,684,246.60 |
| Stabilization | | | | | | | | | | | |
| 10198 FFCB Note | STABL | 01/13/2026 | 10,000,000.00 4.000 | 10,032,100.00 | 32,100.00 | 10,025,417.47 | -3,997.58 | 28,102.42 | -2,684.95 | -6,682.53 | 25,417.47 |
| 10207 FHFB Note | STABL | 06/06/2025 | 2,000,000.00 4.625 | 1,998,327.50 | -1,672.50 | 1,998,512.55 | 0.00 | -1,672.50 | 185.05 | 185.05 | -1,487.45 |
| 10208 FHFB Note | STABL | 06/06/2025 | 8,000,000.00 4.625 | 7,993,360.00 | -6,640.00 | 7,994,094.68 | 0.00 | -6,640.00 | 734.68 | 734.68 | -5,905.32 |
| 10204 MUFGBank CP | STABL | 11/24/2023 | 10,000,000.00 | 9,615,816.67 | -384,183.33 | 9,879,133.33 | 130,938.89 | -253,244.44 | 132,377.77 | 263,316.66 | -120,866.67 |
| 10210 MUFGBank CP | STABL | 04/08/2024 | 10,000,000.00 | 9,587,041.70 | -412,958.30 | 9,657,166.69 | 0.00 | -412,958.30 | 70,124.99 | 70,124.99 | -342,833.31 |
| 10192 T Note | STABL | 07/31/2023 | 5,000,000.00 2.750 | 4,981,054.69 | -18,945.31 | 0.00 | 15,922.12 | -3,023.19 | 3,023.19 | 18,945.31 | 0.00 |
| | | | Subtotal | 44,207,700.56 | -792,299.44 | 39,554,324.72 | 142,863.43 | -649,436.01 | 203,760.73 | 346,624.16 | -445,675.28 |
| | | | Total | 182,136,721.49 | -4,863,278.51 | 179,132,919.63 | 1,025,972.43 | -3,837,306.08 | 970,225.71 | 1,996,198.14 | -2,867,080.37 |



Collin Co Comm College Dist. Projected Cashflow Report Sorted by Fund

Meeder Public Funds
901 S. MoPac
Suite 300
Austin, TX 78746

For the Period September 1, 2023 - March 31, 2024

| Projected Trans. Date | Investment # | Fund | Security ID | Transaction Type | Issuer | Par Value | Original Cost | Principal | Interest | Total |
|---------------------------|--------------|------|-------------|---------------------|-------------------------|----------------------|----------------------|----------------------|-------------------|----------------------|
| Building | | | | | | | | | | |
| 09/12/2023 | 10172 | BLDG | 3130ALJ70 | Interest | FHLB Call Note | 0.00 | 0.00 | 0.00 | 10,000.00 | 10,000.00 |
| 09/12/2023 | 10172 | BLDG | 3130ALJ70 | Call | FHLB Call Note | 5,000,000.00 | 5,000,000.00 | 5,000,000.00 | 0.00 | 5,000,000.00 |
| 09/20/2023 | 10178 | BLDG | 3130AOCM3 | Call | FHLB Call Note | 5,000,000.00 | 5,000,000.00 | 5,000,000.00 | 0.00 | 5,000,000.00 |
| 09/28/2023 | 10175 | BLDG | 3130AMT85 | Call | FHLB Call Note | 10,000,000.00 | 10,000,000.00 | 10,000,000.00 | 0.00 | 10,000,000.00 |
| 09/30/2023 | 10206 | BLDG | 3130ARD24 | Interest | FHLB Call Note | 0.00 | 0.00 | 0.00 | 100,500.00 | 100,500.00 |
| 09/30/2023 | 10206 | BLDG | 3130ARD24 | Call | FHLB Call Note | 10,000,000.00 | 9,613,500.00 | 10,000,000.00 | 0.00 | 10,000,000.00 |
| 10/27/2023 | 10202 | BLDG | 22533UXT5 | Maturity | Credit Agricole CP | 5,000,000.00 | 4,830,044.44 | 5,000,000.00 | 0.00 | 5,000,000.00 |
| 11/28/2023 | 10176 | BLDG | 3130ANNS5 | Call | FHLB Call Note | 5,000,000.00 | 5,000,000.00 | 5,000,000.00 | 0.00 | 5,000,000.00 |
| 12/12/2023 | 10196 | BLDG | 3130ATUC9 | Interest | FHLB Note | 0.00 | 0.00 | 0.00 | 225,000.00 | 225,000.00 |
| 12/20/2023 | 10178 | BLDG | 3130AOCM3 | Interest | FHLB Call Note | 0.00 | 0.00 | 0.00 | 25,000.00 | 25,000.00 |
| 12/28/2023 | 10175 | BLDG | 3130AMT85 | Interest | FHLB Call Note | 0.00 | 0.00 | 0.00 | 20,000.00 | 20,000.00 |
| 01/10/2024 | 10197 | BLDG | 3133EN5O9 | Interest | FFCB Note | 0.00 | 0.00 | 0.00 | 112,500.00 | 112,500.00 |
| 01/10/2024 | 10209 | BLDG | 40060WAA0 | Maturity | GTA Funding CP | 10,000,000.00 | 9,727,688.89 | 10,000,000.00 | 0.00 | 10,000,000.00 |
| 02/05/2024 | 10205 | BLDG | 78009AB52 | Maturity | Royal Bank of Canada CP | 10,000,000.00 | 9,626,122.22 | 10,000,000.00 | 0.00 | 10,000,000.00 |
| 02/28/2024 | 10176 | BLDG | 3130ANNS5 | Interest | FHLB Call Note | 0.00 | 0.00 | 0.00 | 12,500.00 | 12,500.00 |
| 02/29/2024 | 10179 | BLDG | 912828YE4 | Interest | T Note | 0.00 | 0.00 | 0.00 | 31,250.00 | 31,250.00 |
| 03/12/2024 | 10172 | BLDG | 3130ALJ70 | Maturity | FHLB Call Note | 5,000,000.00 | 5,000,000.00 | 5,000,000.00 | 10,000.00 | 5,010,000.00 |
| 03/31/2024 | 10206 | BLDG | 3130ARD24 | Interest | FHLB Call Note | 0.00 | 0.00 | 0.00 | 101,058.33 | 101,058.33 |
| Total for Building | | | | | | 65,000,000.00 | 63,797,355.55 | 65,000,000.00 | 647,808.33 | 65,647,808.33 |
| Operating | | | | | | | | | | |
| 09/01/2023 | 10167 | OPER | 3133EL5J9 | Maturity | FFCB Call Note | 5,000,000.00 | 4,998,500.00 | 5,000,000.00 | 7,500.00 | 5,007,500.00 |
| 09/14/2023 | 10169 | OPER | 3133EL6U3 | Maturity | FFCB Call Note | 5,000,000.00 | 4,995,000.00 | 5,000,000.00 | 7,000.00 | 5,007,000.00 |
| 10/04/2023 | 10177 | OPER | 31422XMV1 | Interest | FRMAC Call Note | 0.00 | 0.00 | 0.00 | 12,500.00 | 12,500.00 |
| 10/04/2023 | 10177 | OPER | 31422XMV1 | Call | FRMAC Call Note | 5,000,000.00 | 5,000,000.00 | 5,000,000.00 | 0.00 | 5,000,000.00 |
| 10/14/2023 | 10183 | OPER | 3134GXZT4 | Call | FHLMC Call Note | 5,000,000.00 | 5,000,000.00 | 5,000,000.00 | 0.00 | 5,000,000.00 |
| 10/22/2023 | 10194 | OPER | 3135G03U5 | Interest | FNMA Note | 0.00 | 0.00 | 0.00 | 15,625.00 | 15,625.00 |
| 11/15/2023 | 10180 | OPER | 91282CAW1 | Maturity | T Note | 6,000,000.00 | 5,808,984.38 | 6,000,000.00 | 7,500.00 | 6,007,500.00 |
| 11/15/2023 | 10181 | OPER | 91282CCC3 | Interest | T Note | 0.00 | 0.00 | 0.00 | 7,500.00 | 7,500.00 |
| 11/18/2023 | 10199 | OPER | 3133ENZ94 | Interest | FFCB Note | 0.00 | 0.00 | 0.00 | 225,000.00 | 225,000.00 |
| 11/24/2023 | 10203 | OPER | 87019SYO1 | Maturity | Swedbank CP | 10,000,000.00 | 9,615,816.67 | 10,000,000.00 | 0.00 | 10,000,000.00 |
| 11/30/2023 | 10182 | OPER | 912828ZT0 | Interest | T Note | 0.00 | 0.00 | 0.00 | 6,250.00 | 6,250.00 |

Portfolio CCCC
AP
PC (PRF_PC) 7.2.0
Report Ver. 7.3.6.1

Collin Co Comm College Dist.
 Projected Cashflow Report
 For the Period September 1, 2023 - March 31, 2024

| Projected Trans. Date | Investment # | Fund | Security ID | Transaction Type | Issuer | Par Value | Original Cost | Principal | Interest | Total |
|--------------------------------|--------------|-------|-------------|------------------|------------------|-----------------------|-----------------------|-----------------------|---------------------|-----------------------|
| Operating | | | | | | | | | | |
| 12/17/2023 | 10193 | OPER | 3133ENYX2 | Interest | FFCB Note | 0.00 | 0.00 | 0.00 | 81,250.00 | 81,250.00 |
| 12/17/2023 | 10200 | OPER | 3135G04Z3 | Interest | FNMA Note | 0.00 | 0.00 | 0.00 | 18,750.00 | 18,750.00 |
| 01/14/2024 | 10183 | OPER | 3134GXZT4 | Interest | FHLM/C Call Note | 0.00 | 0.00 | 0.00 | 100,000.00 | 100,000.00 |
| 02/02/2024 | 10201 | OPER | 3133EN7J3 | Interest | FFCB Note | 0.00 | 0.00 | 0.00 | 145,312.50 | 145,312.50 |
| Total for Operating | | | | | | 36,000,000.00 | 35,418,301.05 | 36,000,000.00 | 634,187.50 | 36,634,187.50 |
| Stabilization | | | | | | | | | | |
| 11/24/2023 | 10204 | STABL | 62479MYO0 | Maturity | MUFG Bank CP | 10,000,000.00 | 9,615,816.67 | 10,000,000.00 | 0.00 | 10,000,000.00 |
| 12/06/2023 | 10207 | STABL | 3130AWER7 | Interest | FHLB Note | 0.00 | 0.00 | 0.00 | 44,708.33 | 44,708.33 |
| 12/06/2023 | 10208 | STABL | 3130AWER7 | Interest | FHLB Note | 0.00 | 0.00 | 0.00 | 178,833.33 | 178,833.33 |
| 01/13/2024 | 10198 | STABL | 3133EN6A3 | Interest | FFCB Note | 0.00 | 0.00 | 0.00 | 200,000.00 | 200,000.00 |
| Total for Stabilization | | | | | | 10,000,000.00 | 9,615,816.67 | 10,000,000.00 | 423,541.66 | 10,423,541.66 |
| GRAND TOTALS: | | | | | | 111,000,000.00 | 108,831,473.27 | 111,000,000.00 | 1,705,537.49 | 112,705,537.49 |



MEEDER
PUBLIC FUNDS

**Collin Co Comm College Dist.
Texas Compliance Change in Val Report
Sorted by Fund**

June 1, 2023 - August 31, 2023

Meeder Public Funds
901 S. MoPac
Suite 300
Austin, TX 78746

| Inv # | Issuer | Fund | Purch Date | Interest Accrual | Beginning Book Value | Purchases/ Additions | Redemptions | Change in Value | Ending Book Value |
|-----------------------|---------------|-------|------------|-------------------|----------------------|----------------------|---------------|-----------------|-------------------|
| Cusip | Par Value | YTM | Mat Date | Interest Received | Market Value | | | | Market Value |
| Fund: Building | | | | | | | | | |
| 10007 | TXSTAR | BLDG | 02/01/2016 | 382,307.45 | 29,248,604.49 | 382,307.45 | 0.00 | 382,307.45 | 29,630,911.94 |
| 2450 | 29,630,911.94 | 5.297 | / / | 382,307.45 | 29,248,604.49 | 382,307.45 | 0.00 | 382,307.45 | 29,630,911.94 |
| 10009 | TXPOOL | BLDG | 02/01/2016 | 147,352.29 | 15,234,078.20 | 622,352.29 | 10,151,068.89 | -9,528,716.60 | 5,705,361.60 |
| 700001 | 5,705,361.60 | 5.304 | / / | 147,352.29 | 15,234,078.20 | 622,352.29 | 10,151,068.89 | -9,528,716.60 | 5,705,361.60 |
| 10172 | FHLBC | BLDG | 03/12/2021 | 5,000.00 | 5,000,000.00 | 0.00 | 0.00 | 0.00 | 5,000,000.00 |
| 3130ALJ70 | 5,000,000.00 | 0.400 | 03/12/2024 | 0.00 | 4,807,907.55 | 0.00 | 0.00 | 59,005.60 | 4,866,913.15 |
| 10175 | FHLBC | BLDG | 06/28/2021 | 10,000.00 | 10,000,000.00 | 0.00 | 0.00 | 0.00 | 10,000,000.00 |
| 3130AMT85 | 10,000,000.00 | 0.400 | 06/28/2024 | 20,000.00 | 9,484,486.90 | 0.00 | 0.00 | 104,677.80 | 9,589,164.70 |
| 10176 | FHLBC | BLDG | 08/30/2021 | 6,250.00 | 5,000,000.00 | 0.00 | 0.00 | 0.00 | 5,000,000.00 |
| 3130ANNS5 | 5,000,000.00 | 0.500 | 08/28/2024 | 12,500.00 | 4,712,285.25 | 0.00 | 0.00 | 49,028.85 | 4,761,314.10 |
| 10178 | FHLBC | BLDG | 12/20/2021 | 12,500.00 | 5,000,000.00 | 0.00 | 0.00 | 0.00 | 5,000,000.00 |
| 3130AOCM3 | 5,000,000.00 | 1.000 | 12/20/2024 | 25,000.00 | 4,692,445.80 | 0.00 | 0.00 | 32,700.65 | 4,725,146.45 |
| 10179 | TNOTE | BLDG | 04/18/2022 | 15,626.86 | 4,926,614.82 | 0.00 | 0.00 | 14,773.39 | 4,941,388.21 |
| 912828VE4 | 5,000,000.00 | 2.466 | 08/31/2024 | 31,250.00 | 4,776,757.80 | 0.00 | 0.00 | 23,828.15 | 4,800,585.95 |
| 10196 | FHLB | BLDG | 01/10/2023 | 112,500.00 | 10,093,957.70 | 0.00 | 0.00 | -9,282.32 | 10,084,675.38 |
| 3130ATUC9 | 10,000,000.00 | 4.098 | 12/12/2025 | 190,000.00 | 10,054,414.70 | 0.00 | 0.00 | -101,772.90 | 9,952,641.80 |
| 10197 | FFCB | BLDG | 01/11/2023 | 56,250.00 | 5,011,032.41 | 0.00 | 0.00 | -1,714.89 | 5,009,317.52 |
| 3133EN5O9 | 5,000,000.00 | 4.355 | 01/10/2025 | 111,875.00 | 4,985,908.65 | 0.00 | 0.00 | -35,638.35 | 4,950,270.30 |
| 10202 | CREDAG | BLDG | 03/02/2023 | 0.00 | 4,894,755.55 | 0.00 | 0.00 | 65,422.23 | 4,960,177.78 |
| 22533UXT5 | 5,000,000.00 | 5.382 | 10/27/2023 | 0.00 | 4,885,825.00 | 0.00 | 0.00 | 72,120.00 | 4,957,945.00 |
| 10205 | RBCCP | BLDG | 05/15/2023 | 0.00 | 9,650,016.66 | 0.00 | 0.00 | 129,311.12 | 9,779,327.78 |
| 78009AB52 | 10,000,000.00 | 5.323 | 02/05/2024 | 0.00 | 9,618,050.00 | 0.00 | 0.00 | 139,460.00 | 9,757,510.00 |

Portfolio CCCC

Collin Co Comm College Dist.
Texas Compliance Change in Val Report
June 1, 2023 - August 31, 2023

| Inv # | Issuer | Fund | Purch Date | Interest Accrued | Beginning Book Value | Purchases/ Additions | Redemptions | Change in Value | Ending Book Value |
|---|---------------|--------|------------|-------------------|----------------------|----------------------|----------------|-----------------|-------------------|
| Cusip | Par Value | YTM | Mat Date | Interest Received | Market Value | Market Value | Market Value | Market Value | Market Value |
| 10206 | FHLBC | BLDG | 05/24/2023 | 50,250.00 | 9,619,066.87 | 0.00 | 0.00 | 71,574.08 | 9,690,640.95 |
| 3130ARD24 | 10,000,000.00 | 5.008 | 09/30/2024 | 0.00 | 9,611,191.00 | 0.00 | 0.00 | 30,361.80 | 9,641,552.80 |
| 10209 | GTAFD | BLDG | 07/18/2023 | 0.00 | 0.00 | 9,727,688.89 | 0.00 | 9,797,313.89 | 9,797,313.89 |
| 40060WAA0 | 10,000,000.00 | 5.725 | 01/10/2024 | 0.00 | 0.00 | 9,727,688.89 | 0.00 | 9,795,540.00 | 9,795,540.00 |
| Sub Totals For: Fund: Building | | | | | | | | | |
| | | | | 798,036.60 | 113,678,126.70 | 10,732,348.63 | 10,151,068.89 | 920,988.35 | 114,599,115.05 |
| | | | | 920,284.74 | 112,111,955.34 | 10,732,348.63 | 10,151,068.89 | 1,022,902.45 | 113,134,857.79 |
| Fund: 2020 Bond Series | | | | | | | | | |
| 10164 | TXPOOL | BOND20 | 04/29/2020 | 415,727.64 | 32,255,375.90 | 415,727.64 | 702,103.51 | -286,375.87 | 31,969,000.03 |
| 700006A | 31,969,000.03 | 5.304 | / / | 415,727.64 | 32,255,375.90 | 415,727.64 | 702,103.51 | -286,375.87 | 31,969,000.03 |
| Sub Totals For: Fund: 2020 Bond Series | | | | | | | | | |
| | | | | 415,727.64 | 32,255,375.90 | 415,727.64 | 702,103.51 | -286,375.87 | 31,969,000.03 |
| | | | | 415,727.64 | 32,255,375.90 | 415,727.64 | 702,103.51 | -286,375.87 | 31,969,000.03 |
| Fund: Debt Service | | | | | | | | | |
| 10010 | TXPOOL | DS | 02/01/2016 | 409,982.18 | 33,697,542.73 | 7,750,230.76 | 28,851,953.13 | -21,101,722.37 | 12,595,820.36 |
| 700004 | 12,595,820.36 | 5.304 | / / | 409,982.18 | 33,697,542.73 | 7,750,230.76 | 28,851,953.13 | -21,101,722.37 | 12,595,820.36 |
| 10141 | TXDAIL | DS | 02/04/2019 | 0.00 | 0.00 | 0.00 | 0.00 | 0.00 | 0.00 |
| 1291-01 | 0.00 | 0.000 | / / | 0.00 | 0.00 | 0.00 | 0.00 | 0.00 | 0.00 |
| Sub Totals For: Fund: Debt Service | | | | | | | | | |
| | | | | 409,982.18 | 33,697,542.73 | 7,750,230.76 | 28,851,953.13 | -21,101,722.37 | 12,595,820.36 |
| | | | | 409,982.18 | 33,697,542.73 | 7,750,230.76 | 28,851,953.13 | -21,101,722.37 | 12,595,820.36 |
| Fund: Operating | | | | | | | | | |
| 10008 | TXSTAR | OPER | 02/01/2016 | 153,112.83 | 11,713,969.03 | 153,112.83 | 0.00 | 153,112.83 | 11,867,081.86 |
| 5450 | 11,867,081.86 | 5.297 | / / | 153,112.83 | 11,713,969.03 | 153,112.83 | 0.00 | 153,112.83 | 11,867,081.86 |
| 10011 | TXPOOL | OPER | 02/01/2016 | 1,219,166.63 | 113,800,972.99 | 89,249,242.87 | 128,372,050.98 | -39,122,808.11 | 74,678,164.88 |
| 700003 | 74,678,164.88 | 5.304 | / / | 1,219,166.63 | 113,800,972.99 | 89,249,242.87 | 128,372,050.98 | -39,122,808.11 | 74,678,164.88 |
| 10012 | JPMCC | OPER | 02/01/2016 | 0.00 | 324,168.98 | 43,244,940.55 | 43,456,583.46 | -211,642.91 | 112,526.07 |
| 7828 | 112,526.07 | 0.000 | / / | 0.00 | 324,168.98 | 43,244,940.55 | 43,456,583.46 | -211,642.91 | 112,526.07 |

Portfolio CCCC

**Collin Co Comm College Dist.
Texas Compliance Change in Val Report
June 1, 2023 - August 31, 2023**

| Inv # | Issuer | Fund | Purch Date | Interest Accrual | Beginning Book Value | Purchases/ Additions | Redemptions | Change in Value | Ending Book Value |
|-----------|---------------|-------|------------|-------------------|----------------------|----------------------|-------------|-----------------|-------------------|
| Cusip | Par Value | YTM | Mat Date | Interest Received | Market Value | | | | Market Value |
| 10142 | TXDAIL | OPER | 02/06/2019 | 69,892.14 | 5,314,354.37 | 69,892.14 | 0.00 | 69,892.14 | 5,384,246.51 |
| 1291-00 | 5,384,246.51 | 5.330 | / / | 69,892.14 | 5,314,354.37 | 69,892.14 | 0.00 | 69,892.14 | 5,384,246.51 |
| 10167 | FFCBC | OPER | 09/16/2020 | 3,750.00 | 5,000,000.00 | 0.00 | 0.00 | 0.00 | 5,000,000.00 |
| 3133EL5J9 | 5,000,000.00 | 0.310 | 09/01/2023 | 0.00 | 4,935,959.70 | 0.00 | 0.00 | 64,040.30 | 5,000,000.00 |
| 10169 | FFCBC | OPER | 09/16/2020 | 3,500.00 | 5,000,000.00 | 0.00 | 0.00 | 0.00 | 5,000,000.00 |
| 3133EL6U3 | 5,000,000.00 | 0.313 | 09/14/2023 | 0.00 | 4,926,949.10 | 0.00 | 0.00 | 62,376.70 | 4,989,325.80 |
| 10177 | FAMCAC | OPER | 10/04/2021 | 6,250.00 | 5,000,000.00 | 0.00 | 0.00 | 0.00 | 5,000,000.00 |
| 31422XMV1 | 5,000,000.00 | 0.500 | 10/04/2024 | 0.00 | 4,691,523.30 | 0.00 | 0.00 | 48,622.55 | 4,740,145.85 |
| 10180 | TNOTE | OPER | 05/16/2022 | 3,750.00 | 5,941,789.04 | 0.00 | 0.00 | 32,068.31 | 5,973,857.35 |
| 91282CAW1 | 6,000,000.00 | 2.428 | 11/15/2023 | 0.00 | 5,862,890.64 | 0.00 | 0.00 | 73,828.08 | 5,936,718.72 |
| 10181 | TNOTE | OPER | 05/16/2022 | 3,750.00 | 5,869,237.05 | 0.00 | 0.00 | 34,470.46 | 5,903,707.51 |
| 91282CCC3 | 6,000,000.00 | 2.607 | 05/15/2024 | 0.00 | 5,723,203.14 | 0.00 | 0.00 | 63,515.58 | 5,786,718.72 |
| 10182 | TNOTE | OPER | 06/15/2022 | 3,142.08 | 4,700,862.92 | 0.00 | 0.00 | 37,699.46 | 4,738,562.38 |
| 912828ZT0 | 5,000,000.00 | 3.423 | 05/31/2025 | 0.00 | 4,605,273.45 | 0.00 | 0.00 | 1,171.85 | 4,606,445.30 |
| 10183 | FHLMCC | OPER | 07/14/2022 | 50,000.00 | 5,000,000.00 | 0.00 | 0.00 | 0.00 | 5,000,000.00 |
| 3134GXZT4 | 5,000,000.00 | 4.000 | 07/14/2025 | 100,000.00 | 4,888,540.60 | 0.00 | 0.00 | -10,331.10 | 4,878,209.50 |
| 10193 | FFCB | OPER | 07/25/2022 | 40,625.00 | 4,999,862.17 | 0.00 | 0.00 | 32.99 | 4,999,895.16 |
| 3133ENYX2 | 5,000,000.00 | 3.251 | 06/17/2024 | 81,250.00 | 4,910,250.35 | 0.00 | 0.00 | 6,331.70 | 4,916,582.05 |
| 10194 | FNMA | OPER | 08/05/2022 | 7,812.50 | 4,772,732.67 | 0.00 | 0.00 | 30,035.33 | 4,802,768.00 |
| 3135G03U5 | 5,000,000.00 | 3.150 | 04/22/2025 | 0.00 | 4,651,016.90 | 0.00 | 0.00 | 5,306.75 | 4,656,323.65 |
| 10199 | FFCB | OPER | 01/19/2023 | 112,500.00 | 10,024,799.71 | 0.00 | 0.00 | -4,235.25 | 10,020,564.46 |
| 3133ENZ94 | 10,000,000.00 | 4.318 | 11/18/2024 | 0.00 | 9,958,312.20 | 0.00 | 0.00 | -38,703.90 | 9,919,608.30 |
| 10200 | FNMA | OPER | 01/23/2023 | 9,375.00 | 6,994,383.33 | 0.00 | 0.00 | 61,828.13 | 7,056,211.46 |
| 3135G04Z3 | 7,500,000.00 | 3.990 | 06/17/2025 | 15,000.00 | 6,926,657.33 | 0.00 | 0.00 | 3,076.50 | 6,929,733.83 |

Portfolio CCCC

Collin Co Comm College Dist.
Texas Compliance Change in Val Report
June 1, 2023 - August 31, 2023

| Inv # | Issuer | Fund | Purch Date | Interest Accrued | Beginning Book Value | Purchases/ Additions | Redemptions | Change in Value | Ending Book Value |
|--|---------------|-------|------------|-------------------|----------------------|----------------------|----------------|-----------------|-------------------|
| Cusip | Par Value | YTM | Mat Date | Interest Received | Market Value | | | | Market Value |
| 10201 | FECB | OPER | 02/02/2023 | 72,656.25 | 7,475,574.58 | 0.00 | 0.00 | 2,287.50 | 7,477,862.08 |
| 3133EN7J3 | 7,500,000.00 | 4.005 | 02/02/2026 | 145,312.50 | 7,423,465.13 | 0.00 | 0.00 | -87,233.33 | 7,336,231.80 |
| 10203 | SWEDBK | OPER | 03/02/2023 | 0.00 | 9,746,755.56 | 0.00 | 0.00 | 132,377.77 | 9,879,133.33 |
| 87019SYQ1 | 10,000,000.00 | 5.454 | 11/24/2023 | 0.00 | 9,730,910.00 | 0.00 | 0.00 | 141,840.00 | 9,872,750.00 |
| 10211 | RBCCP | OPER | 07/18/2023 | 0.00 | 0.00 | 9,573,750.00 | 0.00 | 9,643,500.00 | 9,643,500.00 |
| 78015CDJ8 | 10,000,000.00 | 5.893 | 04/18/2024 | 0.00 | 0.00 | 9,573,750.00 | 0.00 | 9,643,500.00 | 9,643,500.00 |
| 10212 | TYMTCP | OPER | 07/24/2023 | 0.00 | 0.00 | 4,789,250.00 | 0.00 | 4,819,691.67 | 4,819,691.67 |
| 89233GDK9 | 5,000,000.00 | 5.935 | 04/19/2024 | 0.00 | 0.00 | 4,789,250.00 | 0.00 | 4,823,130.00 | 4,823,130.00 |
| Sub Totals For: Fund: Operating | | | | | | | | | |
| | | | | 1,759,282.43 | 211,679,462.40 | 147,080,188.39 | 171,828,634.44 | -24,321,689.68 | 187,357,772.72 |
| | | | | 1,783,734.10 | 210,388,417.21 | 147,080,188.39 | 171,828,634.44 | -24,310,974.37 | 186,077,442.84 |
| Fund: Stabilization | | | | | | | | | |
| 10050 | TXPOOL | STABL | 01/24/2018 | 308,083.47 | 36,254,644.51 | 508,083.47 | 19,578,729.20 | -19,070,645.73 | 17,183,998.78 |
| 700005 | 17,183,998.78 | 5.304 | / / | 308,083.47 | 36,254,644.51 | 508,083.47 | 19,578,729.20 | -19,070,645.73 | 17,183,998.78 |
| 10192 | TNOTE | STABL | 07/20/2022 | 22,790.06 | 4,996,976.81 | 0.00 | 5,000,000.00 | -4,996,976.81 | 0.00 |
| 912828Y61 | 0.00 | 0.000 | 07/31/2023 | 68,750.00 | 4,978,826.20 | 0.00 | 5,000,000.00 | -4,978,826.20 | 0.00 |
| 10198 | FECB | STABL | 01/17/2023 | 100,000.00 | 10,028,102.42 | 0.00 | 0.00 | -2,684.95 | 10,025,417.47 |
| 3133EN6A3 | 10,000,000.00 | 3.885 | 01/13/2026 | 195,555.56 | 9,930,269.60 | 0.00 | 0.00 | -103,377.10 | 9,826,892.50 |
| 10204 | MUFGBK | STABL | 03/02/2023 | 0.00 | 9,746,755.56 | 0.00 | 0.00 | 132,377.77 | 9,879,133.33 |
| 62479MYQ0 | 10,000,000.00 | 5.454 | 11/24/2023 | 0.00 | 9,730,910.00 | 0.00 | 0.00 | 140,400.00 | 9,871,310.00 |
| 10207 | FHLB | STABL | 06/12/2023 | 20,298.61 | 0.00 | 1,998,327.50 | 0.00 | 1,998,512.55 | 1,998,512.55 |
| 3130AWER7 | 2,000,000.00 | 4.670 | 06/06/2025 | 0.00 | 0.00 | 1,998,327.50 | 0.00 | 1,984,731.92 | 1,984,731.92 |
| 10208 | FHLB | STABL | 06/12/2023 | 81,194.44 | 0.00 | 7,993,360.00 | 0.00 | 7,994,094.68 | 7,994,094.68 |
| 3130AWER7 | 8,000,000.00 | 4.669 | 06/06/2025 | 0.00 | 0.00 | 7,993,360.00 | 0.00 | 7,938,927.68 | 7,938,927.68 |
| 10210 | MUFGBK | STABL | 07/18/2023 | 0.00 | 0.00 | 9,587,041.70 | 0.00 | 9,657,166.69 | 9,657,166.69 |
| 62479LD85 | 10,000,000.00 | 5.922 | 04/08/2024 | 0.00 | 0.00 | 9,587,041.70 | 0.00 | 9,657,200.00 | 9,657,200.00 |

Portfolio CCCC

Collin Co Comm College Dist.
Texas Compliance Change in Val Report
June 1, 2023 - August 31, 2023

| Inv # | Issuer | Fund | Purch Date | Interest Accrual | Beginning Book Value | Purchases/ Additions | Redemptions | Change in Value | Ending Book Value |
|--|-----------|------|------------|-------------------|------------------------|----------------------|----------------|-----------------|---------------------|
| Cusip | Par Value | YTM | Mat Date | Interest Received | Beginning Market Value | | | | Ending Market Value |
| Sub Totals For: Fund: Stabilization | | | | | | | | | |
| | | | | 532,366.58 | 61,026,479.30 | 20,086,812.67 | 24,578,729.20 | -4,288,155.80 | 56,738,323.50 |
| | | | | 572,389.03 | 60,894,650.31 | 20,086,812.67 | 24,578,729.20 | -4,431,589.43 | 56,463,060.88 |
| Report Grand Totals: | | | | | | | | | |
| | | | | 3,915,395.43 | 452,336,987.03 | 186,065,308.09 | 236,112,489.17 | -49,076,955.37 | 403,260,031.66 |
| | | | | 4,102,117.69 | 449,347,941.49 | 186,065,308.09 | 236,112,489.17 | -49,107,759.59 | 400,240,181.90 |

Disclosures



Meeder Public Funds, Inc., is a registered investment adviser with the Securities and Exchange Commission (SEC) under the Investment Advisers Act of 1940. Registration with the SEC does not imply a certain level of skill or training. The opinions expressed in this presentation are those of Meeder Public Funds, Inc. The material presented has been derived from sources considered to be reliable, but the accuracy and completeness cannot be guaranteed.

Meeder provides monthly statements for its investment management clients to provide information about the investment portfolio. The information should not be used for audit or confirmation purposes. Please review your custodial statements and report any inaccuracies or discrepancies.

Certain information and data have been supplied by unaffiliated third parties. Although Meeder believes the information is reliable, it cannot warrant the accuracy of information offered by third parties. Market value may reflect prices received from pricing vendors when current market quotations are not available. Prices may not reflect firm bids or offers and may differ from the value at which the security can be sold.

Statements may include positions from unmanaged accounts provided for reporting purposes. Unmanaged accounts are managed directly by the client and are not included in the accounts managed by the investment adviser. This information is provided as a client convenience and the investment adviser assumes no responsibility for performance of these accounts or the accuracy of the data reported.

Investing involves risk. Past performance is no guarantee of future results. Debt and fixed income securities are subject to credit and interest rate risk. The investment return and principal value of an investment will fluctuate so that an investors shares, when redeemed, may be worth more or less than their original cost. Current performance may be lower or higher than the performance data quoted.

Investment advisory services are provided through Meeder Public Funds, Inc. Please contact us if you would like to receive a copy of our current ADV disclosure brochure or privacy policy.

Meeder Public Funds

Barton Oaks Plaza I
901 S. MoPac Expy
Suite 300
Austin, Texas
78746

866.633.3371