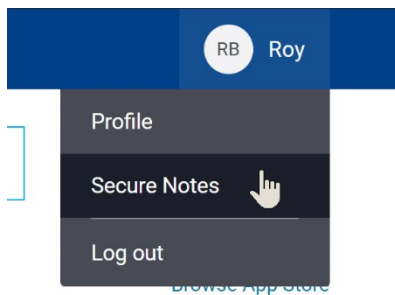


# Collin College | OneLogin

## OneLogin - Secure Notes

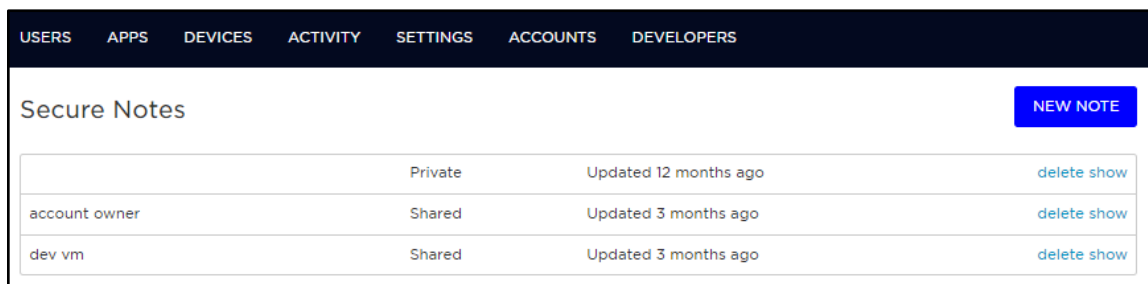

Secure Notes allow you to securely store and share information such as license keys or passwords.

1. Click on your name in the upper right corner to view the menu.
2. Select **Secure Notes**.



### Create a Secure Note

1. Click on the **New Note** button in the upper right corner.



2. Specify a name for the new note.
3. Type in the information you want to secure in the **Content** text box.
4. Click **Save**.