

COLLIN COUNTY COMMUNITY COLLEGE DISTRICT

Quarterly Investment Report

AS OF FEBRUARY 28, 2026



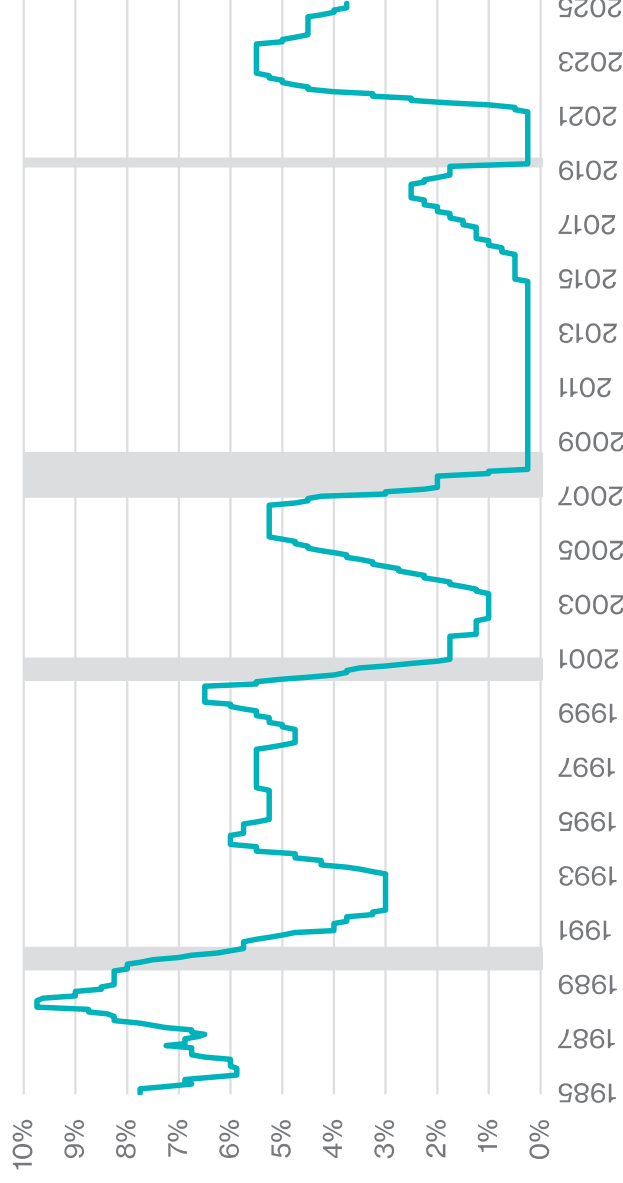
M E E D E R
PUBLIC FUNDS

OBSERVATIONS AND EXPECTATIONS

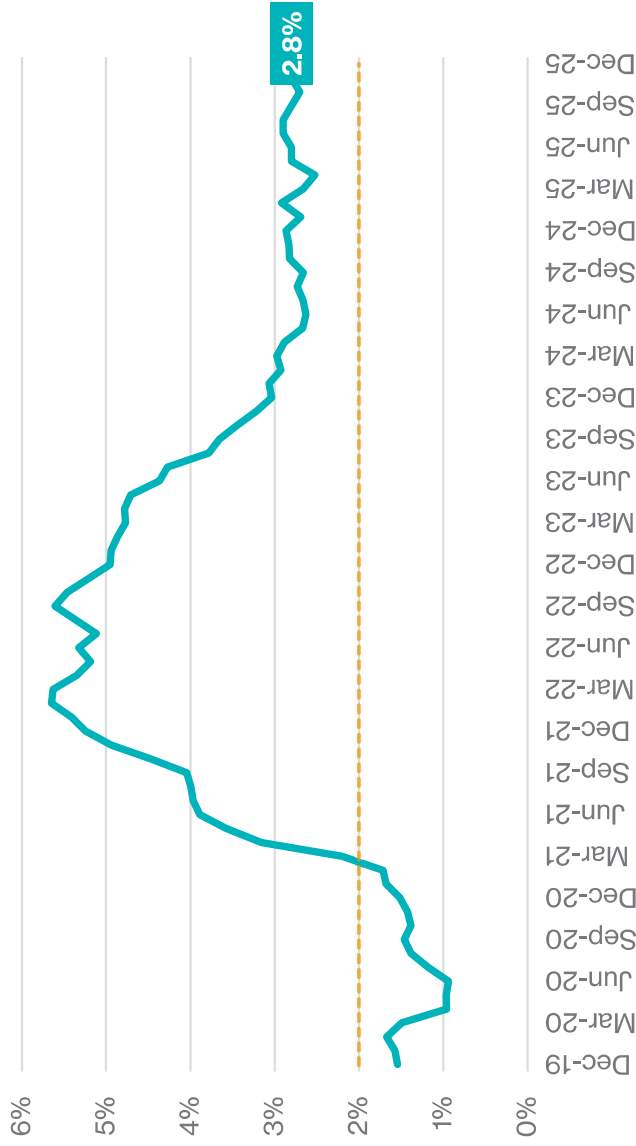
- Interest rates were generally lower for February, partly due to geopolitical uncertainty
- The Fed Funds futures market is projecting the next .25% cut in July 2026
- Economic growth slowed in the fourth quarter of 2025 and should rebound in Q1 2026
- Labor market data continue to show there's not much hiring or firing taking place
- The Fed's preferred inflation metric moved up to 3%, above the Fed's 2% target

- The Federal Reserve's last rate cut was Dec 2025.
- The futures market data are projecting about two .25% cuts later this year.

Fed Funds History



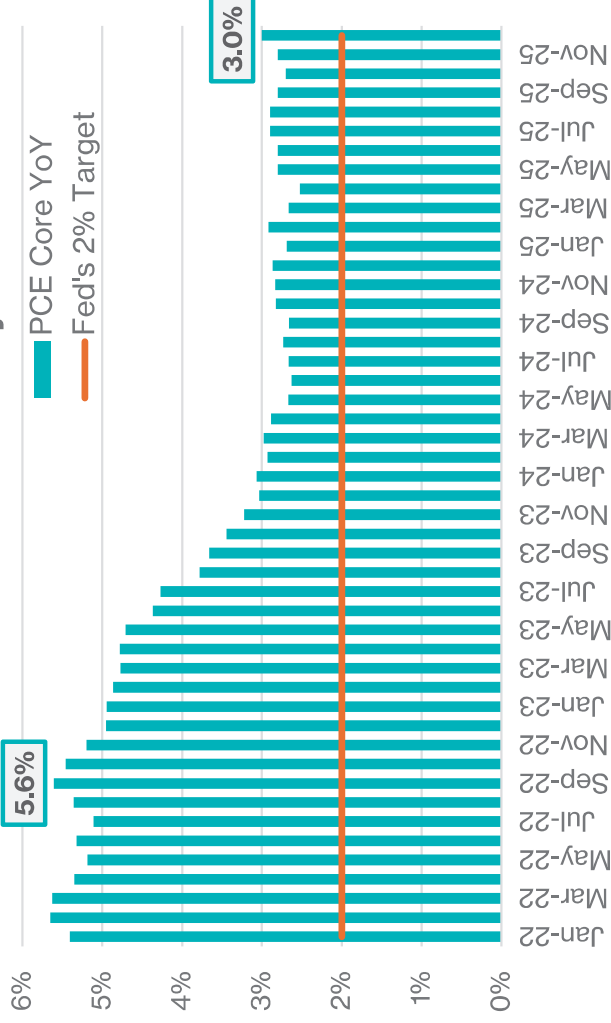
Core PCE YoY



- Weekly unemployment claims remain near historically low levels.
- The unemployment rate also remains low.
- However, monthly average job growth has slowed.
-

SOURCE: BLOOMBERG, Y-AXIS CUT OFF DUE TO COVID EXTREMES

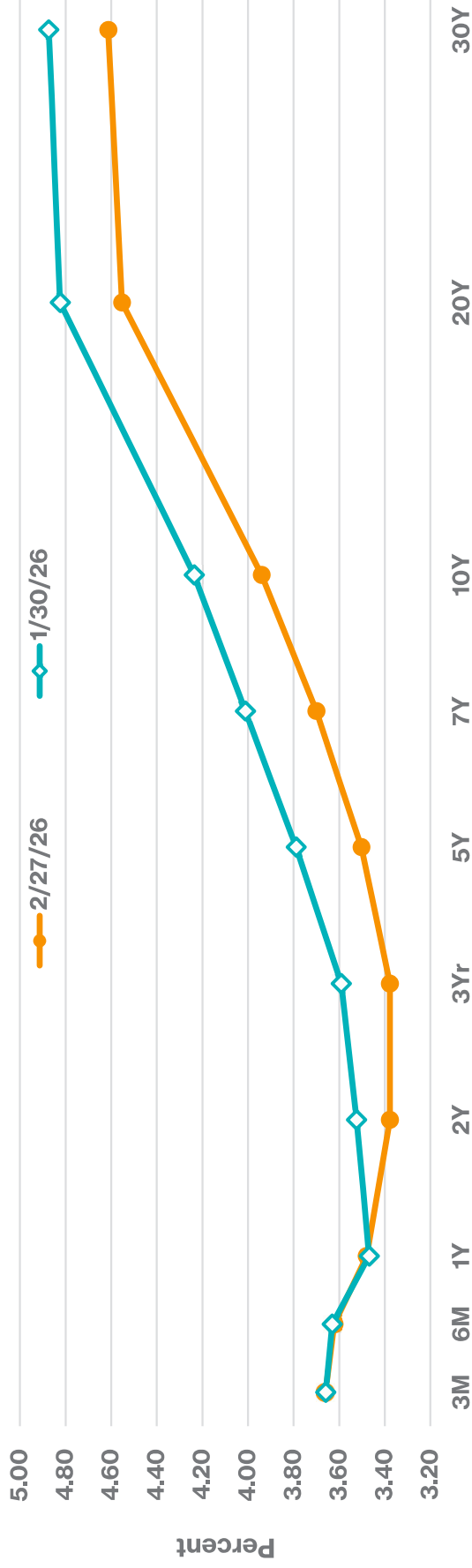
PCE Core Inflation Yoy



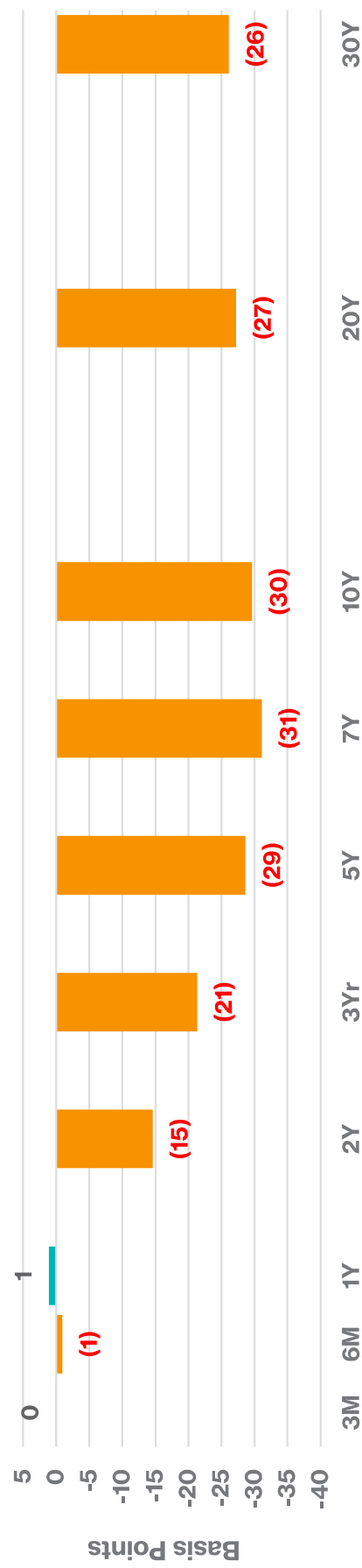
- Core Personal Consumption Expenditure YoY is the Fed's preferred inflation gauge.
- Core excludes food and energy components.
- Core PCE YoY is currently at 3.0%, not at the Fed's 2% target, but far below the 5.6% peak in 2022.
- Economists surveyed by Bloomberg expect PCE Core YoY to remain above the Fed's target for at least the next two years.

SOURCE: BLOOMBERG

U.S. Treasury Yield Curve Change



Basis Point Change



Compliance Certification



M E E D E R
PUBLIC FUNDS

The undersigned acknowledge they have reviewed this quarterly investment report for the period ending February 28, 2026. Officials designated as investment officers by this entity's Investment Policy attest that all investments comply with the Texas Public Funds Investment Act and this entity's Investment Policy.

Melissa Irby, Chief Financial Officer

Barbara Johnston, Deputy CFO



Contents

Portfolio Statistics	7
Quarterly Portfolio Summary	8
Quarterly Portfolio Summary By Fund	9
Portfolio Overview	10
Summary by Type	11
Position Statement	13
Cash Reconciliation Report	18
Transaction Statement	21
Amortization Schedule	24
Accrued Interest Schedule	27
Earnings by Fund	30
Projected Cashflows	33
Change in Value	38

Portfolio Statistics

3.89

Weighted Average Yield to Maturity

0.44

Weighted Average Maturity (Years)

0.50

Portfolio Effective Duration (Years)

0.44

Weighted Average Life (Years)

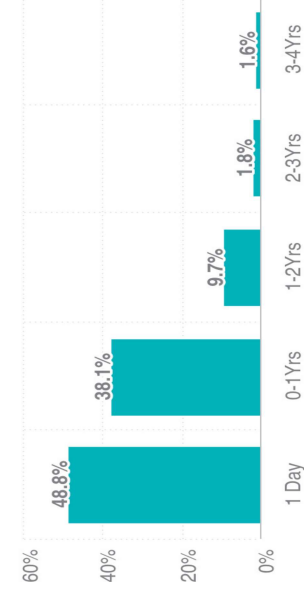
AA+

Average Credit Rating

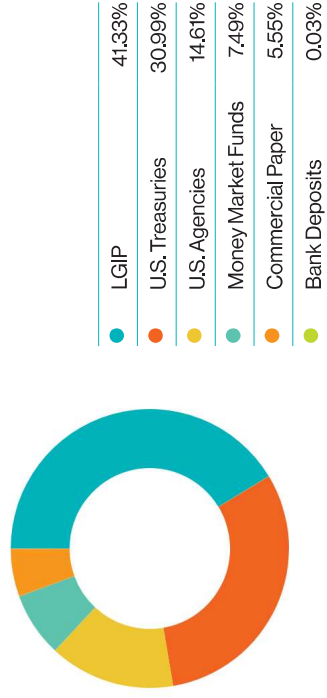
Portfolio Position

Par Value	\$612,951,216
Principal Cost	\$611,647,106
Book Value	\$612,391,485
Market Value	\$613,324,143
Unrealized Gain/Loss	\$932,658
Accrued Interest	\$2,968,050

Maturity Distribution



Sector Allocation





Quarterly Portfolio Summary

This quarterly report is prepared in compliance with the Investment Policy and the Strategy of this entity and the Public Funds Investment Act (Chapter 2256, Texas Government Code).

Portfolio as of November 30, 2025

BEGINNING BOOK VALUE	\$518,310,505.64
BEGINNING MARKET VALUE	\$519,408,668.50
UNREALIZED GAIN/(LOSS)	\$1,098,162.86
WEIGHTED AVERAGE MATURITY (YEARS)	0.46
WEIGHTED AVERAGE YIELD	4.17

Portfolio as of February 28, 2026

ENDING BOOK VALUE	\$612,391,485.08
ENDING MARKET VALUE	\$613,324,143.27
INVESTMENT INCOME FOR THE PERIOD	\$5,618,452.96
UNREALIZED GAIN/(LOSS)	\$932,658.18
CHANGE IN UNREALIZED GAIN/(LOSS)	(\$165,504.68)
WEIGHTED AVERAGE MATURITY (YEARS)	0.44
WEIGHTED AVERAGE YIELD	3.89



Quarterly Portfolio Summary By Fund

PORTFOLIO MARKET VALUE BY FUND	11/30/2025	02/28/2026	CHANGE	INTEREST EARNED
2020 BOND SERIES	16,856,550.20	16,848,958.37	-7,591.83	160,801.15
BUILDING	128,986,784.87	130,408,430.37	1,421,645.50	1,228,334.66
DEBT SERVICE	12,419,291.42	15,460,097.52	3,040,806.10	131,310.50
OPERATING	128,692,697.11	230,076,784.89	101,384,087.78	1,893,700.24
REVENUE BOND	163,502,488.85	154,825,539.23	-8,676,949.62	1,556,934.14
STABILIZATION	68,950,856.05	65,704,332.89	-3,246,523.16	647,372.27
TOTAL	519,408,668.50	613,324,143.27	93,915,474.76	5,618,452.96



Portfolio Overview

SECURITY TYPE	PAR VALUE	MARKET VALUE	BOOK VALUE	PORTFOLIO	% OF	DAYS TO	YIELD
					PORTFOLIO	MATURITY	
Bank Deposits	159,486.70	159,486.70	159,486.70	0.03%	1	0.00	
LGIP	253,498,191.76	253,498,191.76	253,498,191.76	41.33%	1	3.75	
Money Market Funds	45,928,537.47	45,928,537.47	45,928,537.47	7.49%	1	3.57	
Commercial Paper	34,365,000.00	34,033,663.15	34,033,663.15	5.55%	93	3.98	
U.S. Treasuries	189,500,000.00	190,080,879.19	189,341,145.03	30.99%	383	4.01	
U.S. Agencies	89,500,000.00	89,623,385.00	89,430,460.97	14.61%	243	4.18	
TOTAL	612,951,215.93	613,324,143.27	612,391,485.08	100.00%	160	3.89	

CASH AND ACCRUED INTEREST

Purchased Accrued Interest

47,414.98

TOTAL CASH AND INVESTMENTS **612,951,215.93** **613,371,558.25** **612,438,900.06** **160** **3.89**

TOTAL EARNINGS

CURRENT QUARTER

5,618,452.96



Summary by Type

SECURITY TYPE	# OF SECURITIES	PAR VALUE	BOOK VALUE	% OF PORTFOLIO	YIELD	DAYS TO FINAL MATURITY
2020 BOND SERIES						
LGIP	1	16,848,958.37	16,848,958.37	2.73	3.69	1
TOTAL	1	16,848,958.37	16,848,958.37	2.75	3.69	1
BUILDING						
LGIP	3	47,536,611.20	47,536,611.20	7.71	3.80	1
Money Market Funds	1	17,798,730.05	17,798,730.05	2.89	3.57	1
U.S. Treasuries	8	55,000,000.00	54,810,736.79	9.03	3.86	509
U.S. Agencies	1	10,000,000.00	9,995,755.16	1.63	3.55	297
TOTAL	13	130,335,341.25	130,141,833.20	21.26	3.77	239
DEBT SERVICE						
LGIP	1	4,103,690.39	4,103,690.39	0.67	3.69	1
Money Market Funds	1	11,356,407.13	11,356,407.13	1.84	3.57	1
TOTAL	2	15,460,097.52	15,460,097.52	2.52	3.60	1
OPERATING						
Bank Deposits	1	159,486.70	159,486.70	0.03	0.00	1
LGIP	4	157,981,203.67	157,981,203.67	25.64	3.73	1
Money Market Funds	1	8,634,693.49	8,634,693.49	1.40	3.57	1
U.S. Treasuries	4	22,500,000.00	22,459,942.72	3.72	4.27	648
U.S. Agencies	3	40,500,000.00	40,451,260.66	6.73	4.93	178
TOTAL	13	229,775,383.86	229,686,587.24	37.51	3.98	96
REVENUE BOND						
LGIP	1	23,319,934.64	23,319,934.64	3.78	3.83	1
Money Market Funds	1	6,312,522.05	6,312,522.05	1.02	3.57	1
Commercial Paper	5	34,365,000.00	34,033,663.15	5.52	3.98	93
U.S. Treasuries	4	62,000,000.00	62,041,616.25	10.17	4.22	149



Summary by Type

SECURITY TYPE	# OF SECURITIES	PAR VALUE	BOOK VALUE	% OF PORTFOLIO	YIELD	DAYS TO FINAL MATURITY
U.S. Agencies	1	29,000,000.00	28,987,689.98	4.73	3.55	297
TOTAL	12	154,997,456.69	154,695,426.07	25.24	3.96	136
STABILIZATION						
LGIP	1	3,707,793.49	3,707,793.49	0.60	3.69	1
Money Market Funds	1	1,826,184.75	1,826,184.75	0.30	3.57	1
U.S. Treasuries	6	50,000,000.00	50,028,849.27	8.22	3.80	410
U.S. Agencies	1	10,000,000.00	9,995,755.16	1.63	3.55	297
TOTAL	9	65,533,978.24	65,558,582.67	10.71	3.75	359
GRAND TOTAL	50	612,951,215.93	612,391,485.08	100.00	3.89	160



Position Statement

CUSIP	DESCRIPTION	TRADE DATE SETTLE DATE	PAR VALUE	PRINCIPAL COST PURCHASED INTEREST	TOTAL COST	YIELD TO MATURITY	MATURITY DATE	DAYS TO MATURITY	MARKET PRICE GAIN/LOSS	UNREALIZED BOOK VALUE	% OF MV	MOODY'S S&P RATING
2020 BOND SERIES												
LGIP												
TEXPOOL	TexPool	02/28/2026 02/28/2026	16,848,958.37	16,848,958.37 0.00	16,848,958.37	3.69		1	1.00 16,848,958.37	0.00 16,848,958.37	2.75	AAA
LGIP TOTAL			16,848,958.37	0.00	16,848,958.37	3.69		1	1.00 16,848,958.37	0.00 16,848,958.37	2.75	AAA
2020 BOND SERIES												
TOTAL			16,848,958.37	0.00	16,848,958.37	3.69		1	1.00 16,848,958.37	0.00 16,848,958.37	2.75	AAA

BUILDING

LGIP												
TEXSTAR	TexSTAR	02/28/2026 02/28/2026	3,390,416.08	3,390,416.08 0.00	3,390,416.08	3.68		1	1.00 3,390,416.08	0.00 3,390,416.08	0.55	AAA
TEXPOOL	TexPool	02/28/2026 02/28/2026	7,937,206.35	7,937,206.35 0.00	7,937,206.35	3.69		1	1.00 7,937,206.35	0.00 7,937,206.35	1.29	AAA
139999998	Texas Connect	02/28/2026 02/28/2026	36,208,988.77	36,208,988.77 0.00	36,208,988.77	3.83		1	1.00 36,208,988.77	0.00 36,208,988.77	5.90	NA
LGIP TOTAL			47,536,611.20	0.00	47,536,611.20	3.80		1	1.00 47,536,611.20	0.00 47,536,611.20	7.75	AAA
MONEY MARKET FUNDS												
31846V567	FIRST AMER.GVT OBLG.Z	02/28/2026 02/28/2026	17,798,730.05	17,798,730.05 0.00	17,798,730.05	3.57		1	1.00 17,798,730.05	0.00 17,798,730.05	2.90	Aaa AAA
MONEY MARKET FUNDS TOTAL			17,798,730.05	0.00	17,798,730.05	3.57		1	1.00 17,798,730.05	0.00 17,798,730.05	2.90	AAA

U.S. TREASURIES

91282CGV7	US TREASURY 3.750 04/15/26	04/14/2025 04/15/2025	10,000,000.00	9,975,000.00 0.00	9,975,000.00	4.01	04/15/2026	46	100.00 10,000,000.00	3,082.19 9,996,917.81	1.63	Aat AA+
91282CJP7	US TREASURY 4.375 12/15/26	12/05/2024 12/06/2024	5,000,000.00	5,021,679.69 0.00	5,021,679.69	4.15	12/15/2026	290	100.63 5,031,250.00	22,771.75 5,008,478.26	0.82	Aat AA+
91282CKJ9	US TREASURY 4.500 04/15/27	04/14/2025 04/15/2025	10,000,000.00	10,117,968.75 0.00	10,117,968.75	3.88	04/15/2027	411	101.09 10,108,593.80	42,337.38 10,066,256.42	1.65	Aat AA+
91282CLG4	US TREASURY 3.750 08/15/27	09/05/2024 09/05/2024	4,000,000.00	4,011,406.25 0.00	4,011,406.25	3.65	08/15/2027	533	100.43 4,017,031.24	11,381.22 4,005,650.02	0.65	Aat AA+
91282CPL9	US TREASURY 3.375 11/30/27	12/22/2025 12/23/2025	10,000,000.00	9,975,781.25 21,325.55	9,997,106.80	3.50	11/30/2027	640	99.94 9,994,140.60	16,029.97 9,978,110.63	1.63	Aat AA+
91282CFZ9	US TREASURY 3.875 11/30/27	12/12/2024 12/13/2024	5,000,000.00	4,966,015.62 0.00	4,966,015.62	4.12	11/30/2027	640	100.77 5,038,476.55	58,546.81 4,979,929.74	0.82	Aat AA+
9128284V9	US TREASURY 2.875 08/15/28	09/05/2024 09/05/2024	6,000,000.00	5,840,625.00 0.00	5,840,625.00	3.60	08/15/2028	899	98.80 5,928,281.28	27,669.30 5,900,611.98	0.97	Aat AA+



Position Statement

CUSIP	DESCRIPTION	TRADE DATE SETTLE DATE	PAR VALUE	PRINCIPAL COST PURCHASED INTEREST	TOTAL COST	YIELD TO MATURITY	MATURITY DATE	DAYS TO MATURITY	MARKET PRICE GAIN/LOSS	MARKET VALUE	UNREALIZED BOOK VALUE	% OF MV	MOODY'S S&P RATING
9128285M8	US TREASURY 3/125 11/15/28	12/12/2024 12/13/2024	5,000,000.00	4,818,750.00 0.00	4,818,750.00	4.14	11/15/2028	991	99.32 4,966,015.65	91,233.72 4,874,781.93	0.81	Aa1 AA+	
U.S. TREASURIES TOTAL			55,000,000.00	54,727,226.56 21,325.55	54,748,552.11	3.86		510	100.16 55,083,789.12	273,052.33 54,810,736.79	8.98	AA+	
U.S. AGENCIES													
3133ET5B9	FED FARM CR BNKS 3.500 12/22/26	12/22/2025 12/23/2025	10,000,000.00	9,994,780.00 972.22	9,995,752.22	3.55	12/22/2026	297	99.89 9,989,300.00	(6,455.16) 9,995,755.16	1.63	Aa1 A+	
U.S. AGENCIES TOTAL			10,000,000.00	9,994,780.00 972.22	9,995,752.22	3.55		297	99.89 9,989,300.00	(6,455.16) 9,995,755.16	1.63	AA+	
BUILDING TOTAL			130,335,341.25	130,057,347.81 22,297.77	130,079,645.58	3.77		239	130,408,430.37	266,597.17 130,141,833.20	21.26	AA+	

DEBT SERVICE

LGIP													
TEXPOOL	TexPool	02/28/2026 02/28/2026	4,103,690.39	4,103,690.39 0.00	4,103,690.39	3.69		1	1.00 4,103,690.39	0.00 4,103,690.39	0.67	AAA	
LGIP TOTAL			4,103,690.39	4,103,690.39 0.00	4,103,690.39	3.69		1	1.00 4,103,690.39	0.00 4,103,690.39	0.67	AAA	

MONEY MARKET FUNDS													
31846V567	FIRST AMER.GVT OBL.G.Z	02/28/2026 02/28/2026	11,356,407.13	11,356,407.13 0.00	11,356,407.13	3.57		1	1.00 11,356,407.13	0.00 11,356,407.13	1.85	Aaa AAA	
MONEY MARKET FUNDS TOTAL			11,356,407.13	11,356,407.13 0.00	11,356,407.13	3.57		1	1.00 11,356,407.13	0.00 11,356,407.13	1.85	AAA	
DEBT SERVICE TOTAL			15,460,097.52	15,460,097.52 0.00	15,460,097.52	3.60		1	15,460,097.52	0.00 15,460,097.52	2.52	AAA	

OPERATING

BANK DEPOSITS													
51532MEEED	JPMorgan Chase Commercial Checking Account	02/28/2026 02/28/2026	159,486.70	159,486.70 0.00	159,486.70	0.00		1	1.00 159,486.70	0.00 159,486.70	0.03	NA NA	
BANK DEPOSITS TOTAL			159,486.70	159,486.70 0.00	159,486.70	0.00		1	1.00 159,486.70	0.00 159,486.70	0.03	NA	

LGIP													
TXRANGE	Texas Range TexasDAI- LY Fund	02/28/2026 02/28/2026	6,056,079.64	6,056,079.64 0.00	6,056,079.64	3.69		1	1.00 6,056,079.64	0.00 6,056,079.64	0.99	AAA	



Position Statement

CUSIP	DESCRIPTION	TRADE DATE SETTLE DATE	PAR VALUE	PRINCIPAL COST PURCHASED INTEREST	TOTAL COST	YIELD TO MATURITY	MATURITY DATE	DAYS TO MATURITY	MARKET PRICE	MARKET PRICE GAIN/LOSS	UNREALIZED BOOK VALUE	% OF MV	MOODY'S S&P RATING
TEXSTAR	TexSTAR	02/28/2026	517,561.28	517,561.28	517,561.28	3.68		1	1.00	517,561.28	0.00	0.08	AAA
TEXPOOL	TexPool	02/28/2026	109,516,100.11	109,516,100.11	109,516,100.11	3.69		1	1.00	109,516,100.11	0.00	17.86	AAA
139999998	Texas Connect	02/28/2026	41,891,462.64	41,891,462.64	41,891,462.64	3.83		1	1.00	41,891,462.64	0.00	6.83	NA
LGIP TOTAL			157,981,203.67	157,981,203.67	157,981,203.67	3.73		1	1.00	157,981,203.67	0.00	25.76	AAA
MONEY MARKET FUNDS													
31846V567	FIRST AMER.GVT OBLG.Z	02/28/2026	8,634,693.49	8,634,693.49	8,634,693.49	3.57		1	1.00	8,634,693.49	0.00	1.41	Aaa AAA
MONEY MARKET FUNDS TOTAL			8,634,693.49	8,634,693.49	8,634,693.49	3.57		1	1.00	8,634,693.49	0.00	1.41	AAA
U.S. TREASURIES													
91282CGR6	US TREASURY 4.625 03/15/26	04/29/2024	7,500,000.00	7,446,386.72	7,446,386.72	5.03	03/15/2026	15	100.01	7,500,585.98	1,681.72	1.22	Aa1 AA+
91282CKR1	US TREASURY 4.500 05/15/27	05/23/2025	5,000,000.00	5,049,609.38	5,049,609.38	3.97	05/15/2027	441	101.17	5,058,593.75	28,192.46	0.82	Aa1 AA+
91282CEV9	US TREASURY 3.250 06/30/29	06/26/2025	5,000,000.00	4,907,812.50	4,907,812.50	3.75	06/30/2029	1,218	99.48	4,973,828.15	50,462.16	0.81	Aa1 AA+
91282CLC3	US TREASURY 4.000 07/31/29	07/16/2025	5,000,000.00	5,008,593.75	5,008,593.75	3.95	07/31/2029	1,249	101.85	5,092,578.15	85,306.96	0.83	Aa1 AA+
U.S. TREASURIES TOTAL			22,500,000.00	22,412,402.35	22,412,402.35	4.27		652	100.57	22,625,586.03	165,643.30	3.69	AA+
U.S. AGENCIES													
3133EP7C3	FED FARM CR BNKS 4.625 04/01/26	04/30/2024	7,500,000.00	7,444,333.73	7,444,333.73	5.03	04/01/2026	32	100.06	7,504,725.00	7,186.70	1.22	Aa1 AA+
3130AWTQ3	FHLBANKS 4.625 09/11/26	09/25/2023	25,000,000.00	24,759,469.25	24,759,469.25	4.97	09/11/2026	195	100.46	25,115,250.00	158,401.09	4.09	Aa1 AA+
3130AXU63	FHLBANKS 4.625 11/17/26	11/22/2023	8,000,000.00	7,986,936.00	7,986,936.00	4.68	11/17/2026	262	100.70	8,055,840.00	58,966.55	1.31	Aa1 AA+
U.S. AGENCIES TOTAL			40,500,000.00	40,190,738.98	40,190,738.98	4.93		178	100.43	40,675,815.00	224,554.34	6.63	AA+
OPERATING TOTAL			229,775,383.86	229,378,525.19	229,378,525.19	3.98		96	230,076,784.89	229,686,587.24	390,197.64	37.51	AAA
REVENUE BOND													
LGIP													
139999998	Texas Connect	02/28/2026	23,319,934.64	23,319,934.64	23,319,934.64	3.83		1	1.00	23,319,934.64	0.00	3.80	NA



Position Statement

CUSIP	DESCRIPTION	TRADE DATE SETTLE DATE	PAR VALUE	PRINCIPAL COST PURCHASED INTEREST	TOTAL COST	YIELD TO MATURITY	MATURITY DATE	DAYS TO MATURITY	MARKET PRICE GAIN/LOSS VALUE	MARKET VALUE	UNREALIZED BOOK VALUE	% OF MV	MOODY'S S&P RATING
LGIP TOTAL			23,319,934.64	23,319,934.64 0.00	23,319,934.64	3.83		1	1.00	23,319,934.64	0.00	3.80	NA
MONEY MARKET FUNDS													
31846V567	FIRST AMER.GVT OBLG.Z	02/28/2026 02/28/2026	6,312,522.05	6,312,522.05 0.00	6,312,522.05	3.57		1	1.00	6,312,522.05	0.00	1.03	AAA
MONEY MARKET FUNDS TOTAL			6,312,522.05	6,312,522.05 0.00	6,312,522.05	3.57		1	1.00	6,312,522.05	0.00	1.03	AAA
COMMERCIAL PAPER													
06743VCL2	BARCLAYS CAPITAL 03/20/26	06/26/2025 06/27/2025	10,000,000.00	9,688,188.89 0.00	9,688,188.89	4.36	03/20/2026	20	99.78 9,977,727.78	9,977,727.78	0.00	1.63	NA A-1
22533JUF7	CREDIT AGRINY 06/18/26	12/22/2025 12/22/2025	5,000,000.00	4,905,808.34 0.00	4,905,808.34	3.88	06/18/2026	110	98.85 4,942,320.83	4,942,320.83	(0.01)	0.81	P-1 A-1
63873KG19	NATIXIS NY 07/01/26	01/02/2026 01/02/2026	6,500,000.00	6,379,100.00 0.00	6,379,100.00	3.79	07/01/2026	123	98.74 6,418,056.67	6,418,056.67	0.00	1.05	P-1 A-1
40060XG20	GTA FUNDING 07/02/26	01/02/2026 01/02/2026	6,500,000.00	6,377,447.92 0.00	6,377,447.92	3.82	07/02/2026	124	98.72 6,416,718.75	6,416,718.75	(0.00)	1.05	P-1 A-1
89119BGA8	TD 07/10/26	01/02/2026 01/02/2026	6,365,000.00	6,240,691.55 0.00	6,240,691.55	3.79	07/10/2026	132	98.65 6,278,839.12	6,278,839.12	0.00	1.02	P-1 A-1
COMMERCIAL PA- PER TOTAL			34,365,000.00	33,591,236.70 0.00	33,591,236.70	3.98		93	99.04 34,033,663.15	34,033,663.15	(0.01)	5.55	A-1
U.S. TREASURIES													
91282CHH7	US TREASURY 4.125 06/15/26	12/20/2024 12/23/2024	18,500,000.00	18,460,253.91 0.00	18,460,253.91	4.28	06/15/2026	107	100.13 18,524,570.41	18,524,570.41	32,386.89 18,492,183.51	3.02	Aa1 AA+
91282CKY6	US TREASURY 4.625 06/30/26	06/26/2025 06/27/2025	15,000,000.00	15,090,820.31 0.00	15,090,820.31	4.01	06/30/2026	122	100.31 15,046,289.10	15,046,289.10	16,426.99 15,029,862.11	2.45	Aa1 AA+
91282CHM6	US TREASURY 4.500 07/15/26	12/20/2024 12/23/2024	18,500,000.00	18,556,367.19 0.00	18,556,367.19	4.29	07/15/2026	137	100.31 18,557,089.89	18,557,089.89	43,617.24 18,513,472.65	3.03	Aa1 AA+
91282CJP7	US TREASURY 4.375 12/15/26	12/20/2024 12/23/2024	10,000,000.00	10,015,234.38 0.00	10,015,234.38	4.29	12/15/2026	290	100.63 10,062,500.00	10,062,500.00	56,402.03 10,006,097.97	1.64	Aa1 AA+
U.S. TREASURIES TOTAL			62,000,000.00	62,122,675.79 0.00	62,122,675.79	4.22		149	100.31 62,190,449.40	62,190,449.40	148,833.15 62,041,616.25	10.14	AA+
U.S. AGENCIES													
3133ET5B9	FED FARM CR BNKS 3.500 12/22/26	12/22/2025 12/23/2025	29,000,000.00	28,984,862.00 2,819.44	28,987,681.44	3.55	12/22/2026	297	99.89 28,968,970.00	28,968,970.00	(18,719.98) 28,987,689.98	4.72	Aa1 A+
U.S. AGENCIES TOTAL			29,000,000.00	28,984,862.00 2,819.44	28,987,681.44	3.55		297	99.89 28,968,970.00	28,968,970.00	(18,719.98) 28,987,689.98	4.72	AA+
REVENUE BOND TOTAL			154,997,456.69	154,331,231.18 2,819.44	154,334,050.62	3.96		136	154,825,539.23 154,695,426.07	154,695,426.07	130,113.16 154,695,426.07	25.24	AA

STABILIZATION



Position Statement

CUSIP	DESCRIPTION	TRADE DATE SETTLE DATE	PAR VALUE	PRINCIPAL COST PURCHASED INTEREST	TOTAL COST	YIELD TO MATURITY	MATURITY DATE	DAYS TO MATURITY	MARKET PRICE GAIN/LOSS	UNREALIZED BOOK VALUE	% OF MV	MOODY'S S&P RATING
LGIP												
TEXPOOL	TexPool	02/28/2026 02/28/2026	3,707,793.49	3,707,793.49 0.00	3,707,793.49	3.69		1	1.00	3,707,793.49	0.60	AAA
LGIP TOTAL			3,707,793.49	3,707,793.49 0.00	3,707,793.49	3.69		1	1.00	3,707,793.49	0.60	AAA
MONEY MARKET FUNDS												
31846V567	FIRST AMER.GVT OBLG.Z	02/28/2026 02/28/2026	1,826,184.75	1,826,184.75 0.00	1,826,184.75	3.57		1	1.00	1,826,184.75	0.30	Aaa AAA
MONEY MARKET FUNDS TOTAL			1,826,184.75	1,826,184.75 0.00	1,826,184.75	3.57		1	1.00	1,826,184.75	0.30	AAA
U.S. TREASURIES												
91282CGV7	US TREASURY 3.750 04/15/26	04/14/2025 04/15/2025	5,000,000.00	4,987,500.00 0.00	4,987,500.00	4.01	04/15/2026	46	100.00	1,541.10	0.82	Aa1 AA+
91282CJF7	US TREASURY 4.375 12/15/26	12/05/2024 12/06/2024	10,000,000.00	10,043,359.37 0.00	10,043,359.37	4.15	12/15/2026	290	100.63	45,543.49	1.64	Aa1 AA+
91282CJT9	US TREASURY 4.000 01/15/27	01/12/2026 01/13/2026	10,000,000.00	10,046,093.80 0.00	10,046,093.80	3.53	01/15/2027	321	100.39	(1,518.88)	1.64	Aa1 AA+
91282CNE7	US TREASURY 3.875 05/31/27	06/26/2025 06/27/2025	10,000,000.00	10,023,437.50 0.00	10,023,437.50	3.75	05/31/2027	457	100.47	32,062.90	1.64	Aa1 AA+
91282CPL9	US TREASURY 3.375 11/30/27	12/22/2025 12/23/2025	10,000,000.00	9,975,781.25 21,325.55	9,997,106.80	3.50	11/30/2027	640	99.94	16,029.97	1.63	Aa1 AA+
91282CFZ9	US TREASURY 3.875 11/30/27	12/12/2024 12/13/2024	5,000,000.00	4,966,015.62 0.00	4,966,015.62	4.12	11/30/2027	640	100.77	58,546.81	0.82	Aa1 AA+
U.S. TREASURIES TOTAL			50,000,000.00	50,042,187.54 21,325.55	50,063,513.09	3.80		410	100.36	152,205.38	8.18	AA+
U.S. AGENCIES												
3133ET5B9	FED FARM CR BNKS 3.500 12/22/26	12/22/2025 12/23/2025	10,000,000.00	9,994,780.00 972.22	9,995,752.22	3.55	12/22/2026	297	99.89	(6,455.16)	1.63	Aa1 A+
U.S. AGENCIES TOTAL			10,000,000.00	9,994,780.00 972.22	9,995,752.22	3.55		297	99.89	(6,455.16)	1.63	AA+
STABILIZATION TOTAL			65,533,978.24	65,570,945.78 22,297.77	65,593,243.55	3.75		359	65,704,332.89	145,750.22 65,558,582.67	10.71	AA+
GRAND TOTAL			612,951,215.93	611,647,105.85 47,414.98	611,694,520.83	3.89		160	613,324,143.27	932,658.18 612,391,485.08	100.00	AA+



Cash Reconciliation Report

BUILDING						
POST DATE	IDENTIFIER	DESCRIPTION	PAR VALUE	FINAL MATURITY	PRINCIPAL	AMOUNT
BUY						
12/23/2025	3133ET5B9	FED FARM CR BNKS 3.500 12/22/26	10,000,000.00	12/22/2026	9,994,780.00	-9,995,752.22
12/23/2025	91282CPL9	US TREASURY 3.375 11/30/27	10,000,000.00	11/30/2027	9,975,781.25	-9,997,106.80
BUY TOTAL			20,000,000.00		19,970,561.25	-19,992,859.02
COUPON						
02/02/2026	91282CJV4	UNITED STATES TREASURY 4.25 01/31/2026	0.00	01/31/2026	0.00	106,250.00
02/17/2026	91282CLG4	US TREASURY 3.750 08/15/27	0.00	08/15/2027	0.00	75,000.00
02/17/2026	9128284V9	US TREASURY 2.875 08/15/28	0.00	08/15/2028	0.00	86,250.00
12/01/2025	91282CFZ9	US TREASURY 3.875 11/30/27	0.00	11/30/2027	0.00	96,875.00
12/12/2025	3130ATUC9	FEDERAL HOME LOAN BANKS 4.5 12/12/2025	0.00	12/12/2025	0.00	225,000.00
12/15/2025	91282CJP7	US TREASURY 4.375 12/15/26	0.00	12/15/2026	0.00	109,375.00
12/15/2025	91282CGA3	UNITED STATES TREASURY 4.0 12/15/2025	0.00	12/15/2025	0.00	100,000.00
COUPON TOTAL			0.00		0.00	798,750.00
MATURITY						
01/31/2026	91282CJV4	UNITED STATES TREASURY 4.25 01/31/2026	-5,000,000.00	01/31/2026	-5,000,000.00	5,000,000.00
12/12/2025	3130ATUC9	FEDERAL HOME LOAN BANKS 4.5 12/12/2025	-10,000,000.00	12/12/2025	-10,000,000.00	10,000,000.00
12/15/2025	91282CGA3	UNITED STATES TREASURY 4.0 12/15/2025	-5,000,000.00	12/15/2025	-5,000,000.00	5,000,000.00
MATURITY TOTAL			-20,000,000.00		-20,000,000.00	20,000,000.00
DEBT SERVICE						
POST DATE						
MATURITY						
02/09/2026	10924UB90	BrightHouse Financial Short Term Funding, LLC 0.0 02/09/2026	-1,100,000.00	02/09/2026	-1,100,000.00	11,100,000.00
MATURITY TOTAL			-1,100,000.00		-1,100,000.00	11,100,000.00
OPERATING						
POST DATE						
COUPON						
02/02/2026	91282CLC3	US TREASURY 4.000 07/31/29	0.00	07/31/2029	0.00	100,000.00



Cash Reconciliation Report

02/02/2026	3133EN7J3	FEDERAL FARM CREDIT BANKS FUNDING CORP 3.875 02/02/2026	0.00	02/02/2026	0.00	145,312.50
12/31/2025	91282CEV9	US TREASURY 3.250 06/30/29	0.00	06/30/2029	0.00	81,250.00
COUPON TOTAL			0.00		0.00	326,562.50
POST DATE	IDENTIFIER	DESCRIPTION	PAR VALUE	FINAL MATURITY	PRINCIPAL	AMOUNT
MATURITY						
02/02/2026	3133EN7J3	FEDERAL FARM CREDIT BANKS FUNDING CORP 3.875 02/02/2026	-7,500,000.00	02/02/2026	-7,500,000.00	7,500,000.00
MATURITY TOTAL			-7,500,000.00		-7,500,000.00	7,500,000.00
REVENUE BOND						
POST DATE	IDENTIFIER	DESCRIPTION	PAR VALUE	FINAL MATURITY	PRINCIPAL	AMOUNT
BUY						
01/02/2026	89119BGA8	TD 07/10/26	6,365,000.00	07/10/2026	6,240,691.55	-6,240,691.55
01/02/2026	40060XG20	GTA FUNDING 07/02/26	6,500,000.00	07/02/2026	6,377,447.92	-6,377,447.92
01/02/2026	63873KGI9	NATIXIS NY 07/01/26	6,500,000.00	07/01/2026	6,379,100.00	-6,379,100.00
12/22/2025	22533UFJ7	CREDIT AGRINNY 06/18/26	5,000,000.00	06/18/2026	4,905,808.34	-4,905,808.34
12/23/2025	3133ET5B9	FED FARM CR BNKS 3.500 12/22/26	29,000,000.00	12/22/2026	28,984,862.00	-28,987,661.44
BUY TOTAL			53,365,000.00		52,887,909.81	-52,890,729.25
POST DATE	IDENTIFIER	DESCRIPTION	PAR VALUE	FINAL MATURITY	PRINCIPAL	AMOUNT
COUPON						
01/15/2026	91282CHM6	US TREASURY 4.500 07/15/26	0.00	07/15/2026	0.00	416,250.00
12/15/2025	91282CHH7	US TREASURY 4.125 06/15/26	0.00	06/15/2026	0.00	381,562.50
12/15/2025	91282CJP7	US TREASURY 4.375 12/15/26	0.00	12/15/2026	0.00	218,750.00
12/19/2025	3133ERM99	FEDERAL FARM CREDIT BANKS FUNDING CORP 4.25 12/19/2025	0.00	12/19/2025	0.00	403,750.00
12/31/2025	91282CJS1	UNITED STATES TREASURY 4.25 12/31/2025	0.00	12/31/2025	0.00	403,750.00
12/31/2025	91282CKY6	US TREASURY 4.625 06/30/26	0.00	06/30/2026	0.00	346,875.00
COUPON TOTAL			0.00		0.00	2,170,937.50
POST DATE	IDENTIFIER	DESCRIPTION	PAR VALUE	FINAL MATURITY	PRINCIPAL	AMOUNT
MATURITY						
12/17/2025	60689FZH4	Mizuho Bank, Ltd., New York Branch 0.0 12/17/2025	-15,000,000.00	12/17/2025	-15,000,000.00	15,000,000.00
12/19/2025	3133ERM99	FEDERAL FARM CREDIT BANKS FUNDING CORP 4.25 12/19/2025	-19,000,000.00	12/19/2025	-19,000,000.00	19,000,000.00
12/31/2025	91282CJS1	UNITED STATES TREASURY 4.25 12/31/2025	-19,000,000.00	12/31/2025	-19,000,000.00	19,000,000.00
MATURITY TOTAL			-53,000,000.00		-53,000,000.00	53,000,000.00



Cash Reconciliation Report

STABILIZATION						
POST DATE	IDENTIFIER	DESCRIPTION	PAR VALUE	FINAL MATURITY	PRINCIPAL	AMOUNT
BUY						
01/13/2026	91282CJT9	US TREASURY 4.000 01/15/27	10,000,000.00	01/15/2027	10,046,093.80	-10,243,919.89
12/23/2025	3133ET5B9	FED FARM CR BNKS 3.500 12/22/26	10,000,000.00	12/22/2026	9,994,780.00	-9,995,752.22
12/23/2025	91282CPL9	US TREASURY 3.375 11/30/27	10,000,000.00	11/30/2027	9,975,781.25	-9,997,106.80
BUY TOTAL			30,000,000.00		30,016,655.05	-30,236,778.91
POST DATE	IDENTIFIER	DESCRIPTION	PAR VALUE	FINAL MATURITY	PRINCIPAL	AMOUNT
COUPON						
01/13/2026	3133EN6A3	FEDERAL FARM CREDIT BANKS FUNDING CORP 4.0 01/13/2026	0.00	01/13/2026	0.00	200,000.00
01/15/2026	91282CJT9	US TREASURY 4.000 01/15/27	0.00	01/15/2027	0.00	200,000.00
12/01/2025	91282CFZ9	US TREASURY 3.875 11/30/27	0.00	11/30/2027	0.00	96,875.00
12/01/2025	91282CNE7	US TREASURY 3.875 05/31/27	0.00	05/31/2027	0.00	193,750.00
12/15/2025	91282CGA3	UNITED STATES TREASURY 4.0 12/15/2025	0.00	12/15/2025	0.00	200,000.00
12/15/2025	91282CJP7	US TREASURY 4.375 12/15/26	0.00	12/15/2026	0.00	218,750.00
COUPON TOTAL			0.00		0.00	1,109,375.00
POST DATE	IDENTIFIER	DESCRIPTION	PAR VALUE	FINAL MATURITY	PRINCIPAL	AMOUNT
MATURITY						
01/13/2026	3133EN6A3	FEDERAL FARM CREDIT BANKS FUNDING CORP 4.0 01/13/2026	-10,000,000.00	01/13/2026	-10,000,000.00	10,000,000.00
12/15/2025	91282CGA3	UNITED STATES TREASURY 4.0 12/15/2025	-10,000,000.00	12/15/2025	-10,000,000.00	10,000,000.00
MATURITY TOTAL			-20,000,000.00		-20,000,000.00	20,000,000.00



Transaction Statement

STABILIZATION									
	TRADE DATE	SETTLE DATE	CUSIP	DESCRIPTION	PAR VALUE	PRINCIPAL COST	PURCHASED INTEREST	TOTAL	PURCHASE YIELD
BUY	12/22/2025	12/23/2025	3133ET5B9	FED FARM CR BNKS 3.500 12/22/26	10,000,000.00	9,994,780.00	972.22	(9,995,752.22)	3.55
	12/22/2025	12/23/2025	91282CPL9	US TREASURY 3.375 11/30/27	10,000,000.00	9,975,781.25	21,325.55	(9,997,106.80)	3.50
	01/12/2026	01/13/2026	91282CJT9	US TREASURY 4.000 01/15/27	10,000,000.00	10,046,093.80	197,826.09	(10,243,919.89)	3.53
BUY TOTAL					30,000,000.00	30,016,655.05	220,123.86	(30,236,778.91)	3.53
Maturity									
	12/15/2025	12/15/2025	91282CGA3	UNITED STATES TREASURY 4.012/15/2025	(10,000,000.00)	10,000,000.00		10,000,000.00	0.00
	01/13/2026	01/13/2026	3133EN6A3	FEDERAL FARM CREDIT BANKS FUNDING CORP 4.01/13/2026	(10,000,000.00)	10,000,000.00		10,000,000.00	0.00
Maturity TOTAL					(20,000,000.00)	20,000,000.00		20,000,000.00	0.00
BUILDING									
	TRADE DATE	SETTLE DATE	CUSIP	DESCRIPTION	PAR VALUE	PRINCIPAL COST	PURCHASED INTEREST	TOTAL	PURCHASE YIELD
BUY	12/22/2025	12/23/2025	3133ET5B9	FED FARM CR BNKS 3.500 12/22/26	10,000,000.00	9,994,780.00	972.22	(9,995,752.22)	3.55
	12/22/2025	12/23/2025	91282CPL9	US TREASURY 3.375 11/30/27	10,000,000.00	9,975,781.25	21,325.55	(9,997,106.80)	3.50
BUY TOTAL					20,000,000.00	19,970,561.25	22,297.77	(19,992,859.02)	3.53
Maturity									
	12/12/2025	12/12/2025	3130ATUC9	FEDERAL HOME LOAN BANKS 4.5 12/12/2025	(10,000,000.00)	10,000,000.00		10,000,000.00	0.00
	12/15/2025	12/15/2025	91282CGA3	UNITED STATES TREASURY 4.012/15/2025	(5,000,000.00)	5,000,000.00		5,000,000.00	0.00
	01/31/2026	02/02/2026	91282CJV4	UNITED STATES TREASURY 4.25 01/31/2026	(5,000,000.00)	5,000,000.00		5,000,000.00	0.00
Maturity TOTAL					(20,000,000.00)	20,000,000.00		20,000,000.00	0.00



Transaction Statement

REVENUE BOND										
	TRADE DATE	SETTLE DATE	CUSIP	DESCRIPTION	PAR VALUE	PRINCIPAL COST	PURCHASED INTEREST	TOTAL	PURCHASE YIELD	
BUY	12/22/2025	12/22/2025	22533UFJ7	CREDIT AGR NY 06/18/26	5,000,000.00	4,905,808.34	0.00	(4,905,808.34)	3.88	
	12/22/2025	12/23/2025	3133ET5B9	FED FARM CR BNKS 3.500 12/22/26	29,000,000.00	28,984,862.00	2,819.44	(28,987,681.44)	3.55	
	01/02/2026	01/02/2026	8919BGA8	TD 07/10/26	6,365,000.00	6,240,691.55	0.00	(6,240,691.55)	3.79	
	01/02/2026	01/02/2026	40060XG20	GTA FUNDING 07/02/26	6,500,000.00	6,377,447.92	0.00	(6,377,447.92)	3.82	
	01/02/2026	01/02/2026	63873KG19	NATIXIS NY 07/01/26	6,500,000.00	6,379,100.00	0.00	(6,379,100.00)	3.79	
BUY TOTAL					53,365,000.00	52,887,909.81	2,819.44	(52,890,729.25)	3.67	

MATURITY										
	TRADE DATE	SETTLE DATE	CUSIP	DESCRIPTION	PAR VALUE	BOOK VALUE		TOTAL	NET REALIZED GAIN/LOSS	
	12/17/2025	12/17/2025	60689FZH4	Mizuho Bank, Ltd., New York Branch 0.0 12/17/2025	(15,000,000.00)	15,000,000.00		15,000,000.00	0.00	
	12/19/2025	12/19/2025	3133ERM99	FEDERAL FARM CREDIT BANKS FUNDING CORP 4.25 12/19/2025	(19,000,000.00)	19,000,000.00		19,000,000.00	0.00	
	12/31/2025	12/31/2025	91282CJS1	UNITED STATES TREASURY 4.25 12/31/2025	(19,000,000.00)	19,000,000.00		19,000,000.00	0.00	
MATURITY TOTAL					(53,000,000.00)	53,000,000.00		53,000,000.00	0.00	

OPERATING										
	TRADE DATE	SETTLE DATE	CUSIP	DESCRIPTION	PAR VALUE	BOOK VALUE		TOTAL	NET REALIZED GAIN/LOSS	
MATURITY										
	02/02/2026	02/02/2026	3133EN7J3	FEDERAL FARM CREDIT BANKS FUNDING CORP 3.875 02/02/2026	(7,500,000.00)	7,500,000.00		7,500,000.00	0.00	
MATURITY TOTAL					(7,500,000.00)	7,500,000.00		7,500,000.00	0.00	

DEBT SERVICE										



Transaction Statement

MATURITY	TRADE DATE	SETTLE DATE	CUSIP	DESCRIPTION	PAR VALUE	BOOK VALUE	TOTAL	NET REALIZED GAIN/LOSS
	02/09/2026	02/09/2026	10924JB90	BrightHouse Financial Short Term Funding, LLC 0.00 02/09/2026	(11,100,000.00)	11,100,000.00	11,100,000.00	0.00
MATURITY TOTAL					(11,100,000.00)	11,100,000.00	11,100,000.00	0.00



Amortization Schedule

CUSIP	DESCRIPTION	PAR VALUE	PRINCIPAL COST	ORIGINAL PREMIUM OR DISCOUNT	BEGINNING BOOK VALUE	CURRENT PERIOD AMORT	ENDING BOOK VALUE	TOTAL AMORTIZATION	UNAMORTIZED BALANCE
BUILDING									
3133ET5B9	FED FARM CR BNKS 3.50012/22/26	10,000,000.00	9,994,780.00	(5,220.00)	0.00	975.16	9,995,755.16	975.16	(4,244.84)
3130ATUC9	FEDERAL HOME LOAN BANKS 4.512/12/2025	10,000,000.00	10,108,500.00	108,500.00	10,001,118.55	(1,118.55)	0.00	(108,500.00)	0.00
91282CGA3	UNITED STATES TREASURY 4.012/15/2025	5,000,000.00	4,986,132.80	(13,867.20)	4,999,480.91	519.09	0.00	13,867.20	0.00
91282CJV4	UNITED STATES TREASURY 4.25 01/31/2026	5,000,000.00	4,998,046.88	(1,953.12)	4,999,688.93	311.07	0.00	1,953.12	0.00
9128284V9	US TREASURY 2.875 08/15/28	6,000,000.00	5,840,625.00	(159,375.00)	5,890,651.04	9,960.94	5,900,611.98	59,986.98	(99,388.02)
9128285M8	US TREASURY 3.125 11/15/28	5,000,000.00	4,818,750.00	(181,250.00)	4,863,398.46	11,383.46	4,874,781.93	56,031.93	(125,218.07)
91282CPL9	US TREASURY 3.375 11/30/27	10,000,000.00	9,975,781.25	(24,218.75)	0.00	2,329.38	9,978,110.63	2,329.38	(21,889.37)
91282CGV7	US TREASURY 3.750 04/15/26	10,000,000.00	9,975,000.00	(25,000.00)	9,990,753.42	6,164.38	9,996,917.81	21,917.81	(3,082.19)
91282CLG4	US TREASURY 3.750 08/15/27	4,000,000.00	4,011,406.25	11,406.25	4,006,605.85	(955.83)	4,005,650.02	(5,756.23)	5,650.02
91282CFZ9	US TREASURY 3.875 11/30/27	5,000,000.00	4,966,015.62	(33,984.38)	4,977,102.95	2,826.80	4,979,929.74	13,914.12	(20,070.26)
91282CJP7	US TREASURY 4.375 12/15/26	5,000,000.00	5,021,679.69	21,679.69	5,011,118.54	(2,640.29)	5,008,478.26	(13,201.44)	8,478.26
91282CKJ9	US TREASURY 4.500 04/15/27	10,000,000.00	10,117,968.75	117,968.75	10,080,800.51	(14,544.09)	10,066,256.42	(51,712.33)	66,256.42
TOTAL		85,000,000.00	84,814,686.24	(293,813.76)	64,820,719.17	15,211.53	64,806,491.95	(8,194.29)	(193,508.05)
DEBT SERVICE									
10924JB90	BrightHouse Financial Short Term Funding, LLC 0.0 02/09/2026	11,100,000.00	10,947,541.50	(152,458.50)	11,013,235.00	86,765.00	0.00	152,458.50	0.00
TOTAL		11,100,000.00	10,947,541.50	(152,458.50)	11,013,235.00	86,765.00	0.00	152,458.50	0.00
OPERATING									
3133EP7C3	FED FARM CR BNKS 4.625 04/01/26	7,500,000.00	7,444,333.73	(55,666.27)	7,490,391.41	7,146.88	7,497,538.30	53,204.57	(2,461.70)
3133EN7J3	FEDERAL FARM CREDIT BANKS FUNDING CORP 3.875 02/02/2026	7,500,000.00	7,472,550.00	(27,450.00)	7,498,423.93	1,576.07	0.00	27,450.00	0.00
3130AWTQ3	FHLBANKS 4.625 09/11/26	25,000,000.00	24,759,469.25	(240,530.75)	24,936,830.36	20,018.55	24,956,848.91	197,379.66	(43,151.09)
3130AXU63	FHLBANKS 4.625 11/17/26	8,000,000.00	7,986,936.00	(13,064.00)	7,995,795.33	1,078.12	7,996,873.45	9,937.45	(3,126.55)
91282CEV9	US TREASURY 3.250 06/30/29	5,000,000.00	4,907,812.50	(92,187.50)	4,917,698.73	5,667.26	4,923,365.99	15,553.49	(76,634.01)
91282CLC3	US TREASURY 4.000 07/31/29	5,000,000.00	5,008,593.75	8,593.75	5,007,795.55	(524.36)	5,007,271.19	(1,322.56)	7,271.19
91282CKR1	US TREASURY 4.500 05/15/27	5,000,000.00	5,049,609.38	49,609.38	5,036,619.74	(6,218.45)	5,030,401.29	(19,208.09)	30,401.29
91282CGR6	US TREASURY 4.625 03/15/26	7,500,000.00	7,446,386.72	(53,613.28)	7,491,860.17	7,044.08	7,498,904.25	52,517.53	(1,095.75)



Amortization Schedule

CUSIP	DESCRIPTION	PAR VALUE	PRINCIPAL COST	ORIGINAL PREMIUM OR DISCOUNT	BEGINNING BOOK VALUE	CURRENT PERIOD AMORT	ENDING BOOK VALUE	TOTAL AMORTIZATION	UNAMORTIZED BALANCE
TOTAL		70,500,000.00	70,075,691.33	(424,308.67)	70,375,415.23	35,788.15	62,911,203.38	335,512.05	(88,796.62)
REVENUE BOND									
06743VCL2	BARCLAYS CAPITAL 03/20/26	10,000,000.00	9,688,188.89	(311,811.11)	9,872,227.78	105,500.00	9,977,727.78	289,538.89	(22,272.22)
22533JUF7	CREDIT AGRINY 06/18/26	5,000,000.00	4,905,808.34	(94,191.66)	0.00	36,512.50	4,942,320.84	36,512.50	(57,679.16)
3133ET5B9	FED FARM CR BNKS 3.500 12/22/26	29,000,000.00	28,984,862.00	(15,138.00)	0.00	2,827.98	28,987,689.98	2,827.98	(12,310.02)
3133ERM99	FEDERAL FARM CREDIT BANKS FUNDING CORP 4.25 12/19/2025	19,000,000.00	18,999,475.60	(524.40)	18,999,973.85	26.15	0.00	524.40	0.00
40060XG20	GTA FUNDING 07/02/26	6,500,000.00	6,377,447.92	(122,552.08)	0.00	39,270.83	6,416,718.75	39,270.83	(83,281.25)
60689FZH4	Mizuho Bank, Ltd., New York Branch 0.0 12/17/2025	15,000,000.00	14,691,483.30	(308,516.70)	14,971,466.66	28,533.34	0.00	308,516.70	0.00
63873KG19	NATIXIS NY 07/01/26	6,500,000.00	6,379,100.00	(120,900.00)	0.00	38,956.67	6,418,056.67	38,956.67	(81,943.33)
891H9BGA8	TD 07/10/26	6,365,000.00	6,240,691.55	(124,308.45)	0.00	381,47.57	6,278,839.12	381,47.57	(86,160.88)
91282CJS1	UNITED STATES TREASURY 4.25 12/31/2025	19,000,000.00	18,997,031.25	(2,968.75)	18,999,761.23	238.77	0.00	2,968.75	0.00
91282CHH7	US TREASURY 4.125 06/15/26	18,500,000.00	18,460,253.91	(39,746.09)	18,485,546.88	6,636.64	18,492,183.51	31,929.60	(7,816.49)
91282CJP7	US TREASURY 4.375 12/15/26	10,000,000.00	10,015,234.38	15,234.38	10,007,996.99	(1,899.02)	10,006,097.97	(9,136.41)	6,097.97
91282CHM6	US TREASURY 4.500 07/15/26	18,500,000.00	18,556,367.19	56,367.19	18,522,388.37	(8,915.72)	18,513,472.65	(42,894.54)	13,472.65
91282CKY6	US TREASURY 4.625 06/30/26	15,000,000.00	15,090,820.31	90,820.31	15,052,073.60	(22,211.49)	15,029,862.11	(60,958.20)	29,862.11
TOTAL		178,365,000.00	177,386,764.64	(978,235.36)	124,911,435.37	263,624.20	125,062,969.38	676,204.74	(302,030.62)
STABILIZATION									
3133ET5B9	FED FARM CR BNKS 3.500 12/22/26	10,000,000.00	9,994,780.00	(5,220.00)	0.00	975.16	9,995,755.16	975.16	(4,244.84)
3133EN6A3	FEDERAL FARM CREDIT BANKS FUNDING CORP 4.0 01/13/2026	10,000,000.00	10,032,100.00	32,100.00	10,001,263.82	(1,263.82)	0.00	(32,100.00)	0.00
91282CGA3	UNITED STATES TREASURY 4.0 12/15/2025	10,000,000.00	9,972,265.60	(27,734.40)	9,998,961.81	1,038.19	0.00	27,734.40	0.00
91282CPL9	US TREASURY 3.375 11/30/27	10,000,000.00	9,975,781.25	(24,218.75)	0.00	2,329.38	9,978,110.63	2,329.38	(21,869.37)
91282CGV7	US TREASURY 3.750 04/15/26	5,000,000.00	4,987,500.00	(12,500.00)	4,995,376.71	3,082.19	4,998,458.90	10,958.90	(1,541.10)
91282CNE7	US TREASURY 3.875 05/31/27	10,000,000.00	10,023,437.50	23,437.50	10,018,203.24	(3,000.53)	10,015,202.70	(8,234.80)	15,202.70
91282CFZ9	US TREASURY 3.875 11/30/27	5,000,000.00	4,966,015.62	(33,984.38)	4,977,102.95	2,826.80	4,979,929.74	13,914.12	(20,070.26)
91282CJT9	US TREASURY 4.000 01/15/27	10,000,000.00	10,046,093.80	46,093.80	0.00	(5,903.02)	10,040,190.78	(5,903.02)	40,190.78
91282CJP7	US TREASURY 4.375 12/15/26	10,000,000.00	10,043,359.37	43,359.37	10,022,237.08	(5,280.57)	10,016,956.51	(26,402.86)	16,956.51



Amortization Schedule

CUSIP	DESCRIPTION	PAR VALUE	PRINCIPAL COST	ORIGINAL PREMIUM OR DISCOUNT	BEGINNING BOOK VALUE	CURRENT PERIOD AMORT	ENDING BOOK VALUE	AMORTIZATION	TOTAL	UNAMORTIZED BALANCE
TOTAL		80,000,000.00	80,041,333.14	9,233.14	50,013,145.60	(5,196.22)	60,024,604.43	(16,728.71)		24,604.43
GRAND TOTAL		424,965,000.00	423,266,016.85	(1,839,583.15)	321,133,950.37	396,192.67	312,805,269.15	1,139,252.30	1,139,252.30	(559,730.85)



Accrued Interest Schedule

IDENTIFIER	DESCRIPTION	SETTLE DATE	PAR VALUE	PRINCIPAL COST	BEGINNING ACCRUED INTEREST	PURCHASED INTEREST	CURRENT PERIOD ACCRUAL	INTEREST RECEIVED	ENDING ACCRUED INTEREST
2020 BOND SERIES									
TEXPOOL	TexPool	2026-02-28	16,848,958.37	16,848,958.37	0.00	0.00	160,801.15	160,801.15	0.00
TOTAL			16,848,958.37	16,848,958.37	0.00	0.00	160,801.15	160,801.15	0.00
BUILDING									
3133ET5B9	FED FARM CR BNKS 3.500 12/22/26	2025-12-23	10,000,000.00	9,994,780.00	0.00	(972.22)	66,111.11	0.00	67,083.33
3130ATUC9	FEDERAL HOME LOAN BANKS 4.5 12/12/2025	2023-01-10	0.00	0.00	211,250.00	0.00	13,750.00	225,000.00	0.00
31846V567	FIRST AMER:GVT OBLG:Z	2026-02-28	17,798,730.05	17,798,730.05	531,833.65	0.00	150,129.49	155,421.59	47,891.55
TEXPOOL	TexPool	2026-02-28	7,937,206.35	7,937,206.35	0.00	0.00	72,769.55	72,769.55	0.00
TEXSTAR	TexSTAR	2026-02-28	3,390,416.08	3,390,416.08	0.00	0.00	31,059.96	31,059.96	0.00
139999998	Texas Connect	2026-02-28	36,208,988.77	36,208,988.77	0.00	0.00	349,527.48	349,527.48	0.00
91282CGA3	UNITED STATES TREASURY 4.0 12/15/2025	2024-12-06	0.00	0.00	92,349.73	0.00	7,650.27	100,000.00	0.00
91282CJV4	UNITED STATES TREASURY 4.25 01/31/2026	2025-01-13	0.00	0.00	71,025.82	0.00	35,224.18	106,250.00	0.00
9128284V9	US TREASURY 2.875 08/15/28	2024-09-05	6,000,000.00	5,840,625.00	50,625.00	0.00	42,296.27	86,250.00	6,671.27
9128285M8	US TREASURY 3.125 11/15/28	2024-12-13	5,000,000.00	4,818,750.00	6,906.08	0.00	38,846.69	0.00	45,752.76
91282CPL9	US TREASURY 3.375 11/30/27	2025-12-23	10,000,000.00	9,975,781.25	0.00	(21,325.55)	63,049.45	0.00	84,375.00
91282CGV7	US TREASURY 3.750 04/15/26	2025-04-15	10,000,000.00	9,975,000.00	48,420.33	0.00	92,719.78	0.00	141,140.11
91282CLG4	US TREASURY 3.750 08/15/27	2024-09-05	4,000,000.00	4,011,406.25	44,021.74	0.00	36,779.37	75,000.00	5,801.11
91282CFZ9	US TREASURY 3.875 11/30/27	2024-12-13	5,000,000.00	4,966,015.62	97,407.28	0.00	47,905.22	96,875.00	48,437.50
91282CJP7	US TREASURY 4.375 12/15/26	2024-12-06	5,000,000.00	5,021,679.69	101,007.51	0.00	54,040.56	109,375.00	45,673.08
91282CKJ9	US TREASURY 4.500 04/15/27	2025-04-15	10,000,000.00	10,117,968.75	58,104.40	0.00	111,263.74	0.00	169,368.13
TOTAL			130,335,341.25	130,057,347.81	834,301.53	(22,297.77)	1,213,123.12	1,407,528.58	662,193.84
DEBT SERVICE									
31846V567	FIRST AMER:GVT OBLG:Z	2026-02-28	11,356,407.13	11,356,407.13	804.62	0.00	23,947.96	2,379.30	22,373.28
TEXPOOL	TexPool	2026-02-28	4,103,690.39	4,103,690.39	0.00	0.00	20,597.54	20,597.54	0.00
TOTAL			15,460,097.52	15,460,097.52	804.62	0.00	44,545.50	22,976.84	22,373.28



Accrued Interest Schedule

IDENTIFIER	DESCRIPTION	SETTLE DATE	PAR VALUE	PRINCIPAL COST	BEGINNING ACCRUED INTEREST	PURCHASED INTEREST	CURRENT PERIOD ACCRUAL	INTEREST RECEIVED	ENDING ACCRUED INTEREST
OPERATING									
3133EP7C3	FED FARM CR BNKS 4.625 04/01/26	2024-04-30	7,500,000.00	7,444,333.73	57,812.50	0.00	86,718.75	0.00	144,531.25
3133EN7J3	FEDERAL FARM CREDIT BANKS FUND- ING CORP 3.875 02/02/2026	2023-02-02	0.00	0.00	96,067.71	0.00	49,244.79	145,312.50	0.00
3130AWTQ3	FHLBANKS 4.625 09/11/26	2023-09-25	25,000,000.00	24,759,469.25	256,944.44	0.00	289,062.50	0.00	546,006.94
3130AXU63	FHLBANKS 4.625 11/17/26	2023-11-22	8,000,000.00	7,986,936.00	14,388.89	0.00	92,500.00	0.00	106,888.89
31846V567	FIRST AMER:GVT OBLG:Z	2026-02-28	8,634,693.49	8,634,693.49	19,937.93	0.00	28,061.95	25,156.14	22,843.74
51532MEED	JPMorgan Chase Commercial Checking Account	2026-02-28	159,486.70	159,486.70	0.00	0.00	0.00	0.00	0.00
TEXPOOL	TexPool	2026-02-28	109,516,100.11	109,516,100.11	0.00	0.00	643,273.19	643,273.19	0.00
TEXSTAR	TexSTAR	2026-02-28	517,561.28	517,561.28	0.00	0.00	4,741.45	4,741.45	0.00
13999998	Texas Connect	2026-02-28	41,891,462.64	41,891,462.64	0.00	0.00	377,202.61	377,202.61	0.00
TXRANGE	Texas Range TexasDAILY Fund	2026-02-28	6,056,079.64	6,056,079.64	0.00	0.00	55,572.72	55,572.72	0.00
91282CEV9	US TREASURY 3.250 06/30/29	2025-06-27	5,000,000.00	4,907,812.50	68,002.72	0.00	40,180.98	81,250.00	26,933.70
91282CLC3	US TREASURY 4.000 07/31/29	2025-07-17	5,000,000.00	5,008,593.75	66,847.83	0.00	49,174.27	100,000.00	16,022.10
91282CKR1	US TREASURY 4.500 05/15/27	2025-05-27	5,000,000.00	5,049,609.38	9,944.75	0.00	55,939.23	0.00	65,883.98
91282CGR6	US TREASURY 4.625 03/15/26	2024-04-29	7,500,000.00	7,446,386.72	73,782.80	0.00	86,239.64	0.00	160,022.44
TOTAL			229,775,383.86	229,378,525.19	663,729.57	0.00	1,857,912.09	1,432,508.61	1,089,133.05
REVENUE BOND									
06743VCL2	BARCLAYS CPITAL 03/20/26	2025-06-27	10,000,000.00	9,688,188.89	0.00	0.00	0.00	0.00	0.00
22533JFJ7	CREDIT AGRIN Y 06/18/26	2025-12-22	5,000,000.00	4,905,808.34	0.00	0.00	0.00	0.00	0.00
3133ET5B9	FED FARM CR BNKS 3.500 12/22/26	2025-12-23	29,000,000.00	28,984,862.00	0.00	(2,819.44)	191,722.23	0.00	194,541.67
3133ERM99	FEDERAL FARM CREDIT BANKS FUND- ING CORP 4.25 12/19/2025	2024-12-23	0.00	0.00	363,375.00	0.00	40,375.00	403,750.00	0.00
31846V567	FIRST AMER:GVT OBLG:Z	2026-02-28	6,312,522.05	6,312,522.05	12,569.58	0.00	69,661.87	64,979.61	17,251.84
40060XG20	GTA FUNDING 07/02/26	2026-01-02	6,500,000.00	6,377,447.92	0.00	0.00	0.00	0.00	0.00
63873KG19	NATIXIS NY 07/01/26	2026-01-02	6,500,000.00	6,379,100.00	0.00	0.00	0.00	0.00	0.00
891H9BGA8	TD 07/10/26	2026-01-02	6,365,000.00	6,240,691.55	0.00	0.00	0.00	0.00	0.00
13999998	Texas Connect	2026-02-28	23,319,934.64	23,319,934.64	0.00	0.00	252,286.81	252,286.81	0.00
91282CJS1	UNITED STATES TREASURY 4.25 12/31/2025	2024-12-23	0.00	0.00	337,921.20	0.00	65,828.80	403,750.00	0.00



Accrued Interest Schedule

IDENTIFIER	DESCRIPTION	SETTLE DATE	PAR VALUE	PRINCIPAL COST	BEGINNING ACCRUED INTEREST	PURCHASED INTEREST	CURRENT PERIOD ACCRUAL	INTEREST RECEIVED	ENDING ACCRUED INTEREST
91282CHH7	US TREASURY 4:125 06/15/26	2024-12-23	18,500,000.00	18,460,253.91	352,371.93	0.00	188,524.37	381,562.50	159,333.79
91282CJP7	US TREASURY 4:375 12/15/26	2024-12-23	10,000,000.00	10,015,234.38	202,015.03	0.00	108,081.13	218,750.00	91,346.15
91282CHM6	US TREASURY 4:500 07/15/26	2024-12-23	18,500,000.00	18,556,367.19	314,449.73	0.00	205,287.84	416,250.00	103,487.57
91282CKY6	US TREASURY 4:625 06/30/26	2025-06-27	15,000,000.00	15,090,820.31	290,319.29	0.00	171,541.89	346,875.00	114,986.19
TOTAL			154,997,456.69	154,331,231.18	1,873,021.75	(2,819.44)	1,293,309.94	2,488,203.92	680,947.21
STABILIZATION									
3133ET5B9	FED FARM CR BNKS 3.500 12/22/26	2025-12-23	10,000,000.00	9,994,780.00	0.00	(972.22)	66,111.11	0.00	67,083.33
3133EN6A3	FEDERAL FARM CREDIT BANKS FUND- ING CORP 4.0 01/13/2026	2023-01-17	0.00	0.00	153,333.33	0.00	46,666.67	200,000.00	0.00
31846V567	FIRST AMER:GVT OBLG:Z	2026-02-28	1,826,184.75	1,826,184.75	41,178.19	0.00	44,986.06	81,172.90	4,991.35
TEXPOOL	TexPool	2026-02-28	3,707,793.49	3,707,793.49	0.00	0.00	66,400.31	66,400.31	0.00
91282CGA3	UNITED STATES TREASURY 4.0 12/15/2025	2024-12-06	0.00	0.00	184,699.45	0.00	15,300.55	200,000.00	0.00
91282CPL9	US TREASURY 3:375 11/30/27	2025-12-23	10,000,000.00	9,975,781.25	0.00	(21,325.55)	63,049.45	0.00	84,375.00
91282CGV7	US TREASURY 3:750 04/15/26	2025-04-15	5,000,000.00	4,987,500.00	24,210.16	0.00	46,359.89	0.00	70,570.05
91282CNE7	US TREASURY 3:875 05/31/27	2025-06-27	10,000,000.00	10,023,437.50	194,814.56	0.00	95,810.44	193,750.00	96,875.00
91282CFZ9	US TREASURY 3:875 11/30/27	2024-12-13	5,000,000.00	4,966,015.62	97,407.28	0.00	47,905.22	96,875.00	48,437.50
91282CJT9	US TREASURY 4:000 01/15/27	2026-01-13	10,000,000.00	10,046,093.80	0.00	(197,826.09)	51,897.67	200,000.00	49,723.76
91282CJP7	US TREASURY 4:375 12/15/26	2024-12-06	10,000,000.00	10,043,359.37	202,015.03	0.00	108,081.13	218,750.00	91,346.15
TOTAL			65,533,978.24	65,570,945.78	897,658.01	(220,123.86)	652,568.49	1,256,948.21	513,402.15
GRAND TOTAL			612,951,215.93	611,647,105.85	4,269,515.48	(245,241.07)	5,222,260.29	6,768,967.31	2,968,049.52



Earnings by Fund

CUSIP	DESCRIPTION	ENDING PAR VALUE	BEGINNING BOOK VALUE	ENDING BOOK VALUE	FINAL MATURITY	COUPON RATE	YIELD	INTEREST EARNED	AMORTIZATION/ ACCRETION INCOME	NET REALIZED GAIN/LOSS	ADJUSTED INTEREST EARNINGS
2020 BOND SERIES											
CCYUSD	US DOLLAR	0.00	1,162.05	0.00	02/28/2026	0.00	0.00	0.00	0.00	0.00	0.00
TEXPOOL	TexPool	16,848,958.37	16,855,388.15	16,848,958.37	02/28/2026	5.34	3.69	160,801.15	0.00	0.00	160,801.15
TOTAL		16,848,958.37	16,856,550.20	16,848,958.37		5.34	3.69	160,801.15	0.00	0.00	160,801.15
BUILDING											
13999998	Texas Connect	36,208,988.77	35,859,461.29	36,208,988.77	02/28/2026	0.00	3.83	349,527.48	0.00	0.00	349,527.48
3130ATUC9	FEDERAL HOME LOAN BANKS 4.5 12/12/2025	0.00	10,001,18.55	0.00	12/12/2025	4.50	4.10	13,750.00	(1,118.55)	0.00	12,631.45
3133ET5B9	FED FARM CR BNKS 3.500 12/22/26	10,000,000.00	0.00	9,995,755.16	12/22/2026	3.50	3.55	66,111.11	975.16	0.00	67,086.28
31846V567	FIRST AMERGVT OBLG;Z	17,798,730.05	16,838,958.70	17,798,730.05	02/28/2026	3.57	3.57	150,129.49	0.00	0.00	150,129.49
9128284V9	US TREASURY 2.875 08/15/28	6,000,000.00	5,890,651.04	5,900,611.98	08/15/2028	2.88	3.60	42,296.27	9,960.94	0.00	52,257.21
9128285M8	US TREASURY 3.125 11/15/28	5,000,000.00	4,863,398.46	4,874,781.93	11/15/2028	3.13	4.14	38,846.69	11,383.46	0.00	50,230.15
91282CFZ9	US TREASURY 3.875 11/30/27	5,000,000.00	4,977,102.95	4,979,929.74	11/30/2027	3.88	4.12	47,905.22	2,826.80	0.00	50,732.02
91282CGA3	UNITED STATES TREASURY 4.0 12/15/2025	0.00	4,999,480.91	0.00	12/15/2025	4.00	4.28	7,650.27	519.09	0.00	8,169.37
91282CGV7	US TREASURY 3.750 04/15/26	10,000,000.00	9,990,753.42	9,996,917.81	04/15/2026	3.75	4.01	92,719.78	6,164.38	0.00	98,884.16
91282CJP7	US TREASURY 4.375 12/15/26	5,000,000.00	5,011,18.54	5,008,478.26	12/15/2026	4.38	4.15	54,040.56	(2,640.29)	0.00	51,400.28
91282CJV4	UNITED STATES TREASURY 4.25 01/31/2026	0.00	4,999,688.93	0.00	01/31/2026	4.25	4.29	35,224.18	311.07	0.00	35,535.26
91282CKJ9	US TREASURY 4.500 04/15/27	10,000,000.00	10,080,800.51	10,066,256.42	04/15/2027	4.50	3.88	111,263.74	(14,544.09)	0.00	96,719.64
91282CLG4	US TREASURY 3.750 08/15/27	4,000,000.00	4,006,605.85	4,005,650.02	08/15/2027	3.75	3.65	36,779.37	(955.83)	0.00	35,823.53
91282CPL9	US TREASURY 3.375 11/30/27	10,000,000.00	0.00	9,978,110.63	11/30/2027	3.38	3.50	63,049.45	2,329.38	0.00	65,378.83
TEXPOOL	TexPool	7,937,206.35	7,864,436.80	7,937,206.35	02/28/2026	5.34	3.69	72,769.55	0.00	0.00	72,769.55
TEXSTAR	TexSTAR	3,390,416.08	3,359,356.12	3,390,416.08	02/28/2026	5.30	3.68	31,059.96	0.00	0.00	31,059.96
TOTAL		130,335,341.25	128,742,932.08	130,141,833.20		2.80	3.77	1,213,123.12	15,211.53	0.00	1,228,334.66
DEBT SERVICE											
10924JB90	BrightHouse Financial Short Term Funding, LLC 0.0 02/09/2026	0.00	11,013,235.00	0.00	02/09/2026	0.00	4.08	0.00	86,765.00	0.00	86,765.00
31846V567	FIRST AMERGVT OBLG;Z	11,356,407.13	254,239.54	11,356,407.13	02/28/2026	3.57	3.57	23,947.96	0.00	0.00	23,947.96



Earnings by Fund

CUSIP	DESCRIPTION	ENDING PAR VALUE	BEGINNING BOOK VALUE	ENDING BOOK VALUE	FINAL MATURITY	COUPON RATE	YIELD	INTEREST EARNED	AMORTIZATION/ACCRETION INCOME	NET REALIZED GAIN/LOSS	ADJUSTED INTEREST EARNINGS
TEXPOOL	TexPool	4,103,690.39	1,151,816.88	4,103,690.39	02/28/2026	5.34	3.69	20,597.54	0.00	0.00	20,597.54
TOTAL		15,460,097.52	12,419,291.42	15,460,097.52		4.04	3.60	44,545.50	86,765.00	0.00	131,310.50
OPERATING											
139999998	Texas Connect	41,891,462.64	30,176,905.56	41,891,462.64	02/28/2026	0.00	3.83	377,202.61	0.00	0.00	377,202.61
3130AWTQ3	FHLBANKS 4.625 09/11/26	25,000,000.00	24,936,830.36	24,956,848.91	09/11/2026	4.63	4.97	289,062.50	20,018.55	0.00	309,081.05
3130AXU63	FHLBANKS 4.625 11/17/26	8,000,000.00	7,995,795.33	7,996,873.45	11/17/2026	4.63	4.68	92,500.00	1,078.12	0.00	93,578.12
3133EN7J3	FEDERAL FARM CREDIT BANKS FUNDING CORP 3.875 02/02/2026	0.00	7,498,423.93	0.00	02/02/2026	3.88	4.01	49,244.79	1,576.07	0.00	50,820.86
3133EP7C3	FED FARM CR BNKS 4.625 04/01/26	7,500,000.00	7,490,391.41	7,497,538.30	04/01/2026	4.63	5.03	86,718.75	7,146.88	0.00	93,865.63
31846V567	FIRST AMERGVGT OBLG:Z	8,634,693.49	784,352.98	8,634,693.49	02/28/2026	3.57	3.57	28,061.95	0.00	0.00	28,061.95
51532MEED	JPMorgan Chase Commercial Checking Account	159,486.70	77,215.03	159,486.70	02/28/2026	0.00	0.00	0.00	0.00	0.00	0.00
91282CEV9	US TREASURY 3.250 06/30/29	5,000,000.00	4,917,698.73	4,923,365.99	06/30/2029	3.25	3.75	40,180.98	5,667.26	0.00	45,848.25
91282CGR6	US TREASURY 4.625 03/15/26	7,500,000.00	7,491,860.17	7,498,904.25	03/15/2026	4.63	5.03	86,239.64	7,044.08	0.00	93,283.72
91282CKR1	US TREASURY 4.500 05/15/27	5,000,000.00	5,036,619.74	5,030,401.29	05/15/2027	4.50	3.97	55,939.23	(6,218.45)	0.00	49,720.78
91282CLC3	US TREASURY 4.000 07/31/29	5,000,000.00	5,007,795.55	5,007,271.19	07/31/2029	4.00	3.95	49,174.27	(524.36)	0.00	48,649.91
TEXPOOL	TexPool	109,516,100.11	20,267,497.64	109,516,100.11	02/28/2026	5.34	3.69	643,273.19	0.00	0.00	643,273.19
TEXSTAR	TexSTAR	517,561.28	512,819.83	517,561.28	02/28/2026	5.30	3.68	4,741.45	0.00	0.00	4,741.45
TXRANGE	Texas Range TexasDAILY Fund	6,056,079.64	6,000,506.92	6,056,079.64	02/28/2026	5.04	3.69	55,572.72	0.00	0.00	55,572.72
TOTAL		229,775,383.86	128,194,713.19	229,686,587.24		4.05	3.99	1,857,912.09	35,788.15	0.00	1,893,700.24
REVENUE BOND											
06743VCL2	BARCLAYS CAPITAL 03/20/26	10,000,000.00	9,877,227.78	9,977,727.78	03/20/2026	0.00	4.36	0.00	105,500.00	0.00	105,500.00
139999998	Texas Connect	23,319,934.64	34,405,002.30	23,319,934.64	02/28/2026	0.00	3.83	252,286.81	0.00	0.00	252,286.81
22533JUF7	CREDIT AGRINRY 06/18/26	5,000,000.00	0.00	4,942,320.84	06/18/2026	0.00	3.88	0.00	36,512.50	0.00	36,512.50
3133ERM99	FEDERAL FARM CREDIT BANKS FUNDING CORP 4.25 12/19/2025	0.00	18,999,973.85	0.00	12/19/2025	4.25	4.25	40,375.00	26.15	0.00	40,401.15
3133ET589	FED FARM CR BNKS 3.500 12/22/26	29,000,000.00	0.00	28,987,689.98	12/22/2026	3.50	3.55	191,722.23	2,827.98	0.00	194,550.20
31846V567	FIRST AMERGVGT OBLG:Z	6,312,522.05	3,969,771.78	6,312,522.05	02/28/2026	3.57	3.57	69,661.87	0.00	0.00	69,661.87



Earnings by Fund

CUSIP	DESCRIPTION	ENDING PAR VALUE	BEGINNING BOOK VALUE	ENDING BOOK VALUE	FINAL MATURITY	COUPON RATE	YIELD	INTEREST EARNED	AMORTIZATION/ACCRETION INCOME	NET REALIZED GAIN/LOSS	ADJUSTED INTEREST EARNINGS
40060XG20	GTA FUNDING 07/02/26	6,500,000.00	0.00	6,416,718.75	07/02/2026	0.00	3.82	0.00	39,270.83	0.00	39,270.83
60689FZH4	Mizuho Bank, Ltd., New York Branch 0.0 12/17/2025	0.00	14,971,466.66	0.00	12/17/2025	0.00	4.37	0.00	28,533.34	0.00	28,533.34
63873KG19	NATIXIS NY 07/01/26	6,500,000.00	0.00	6,418,056.67	07/01/2026	0.00	3.79	0.00	38,956.67	0.00	38,956.67
89119BGA8	TD 07/10/26	6,365,000.00	0.00	6,278,839.12	07/10/2026	0.00	3.79	0.00	38,147.57	0.00	38,147.57
91282CHH7	US TREASURY 4125 06/15/26	18,500,000.00	18,485,546.88	18,492,183.51	06/15/2026	4.13	4.28	188,524.37	6,636.64	0.00	195,161.00
91282CHM6	US TREASURY 4.500 07/15/26	18,500,000.00	18,522,388.37	18,513,472.65	07/15/2026	4.50	4.29	205,287.84	(8,915.72)	0.00	196,372.12
91282CJP7	US TREASURY 4.375 12/15/26	10,000,000.00	10,007,996.99	10,006,097.97	12/15/2026	4.38	4.29	108,081.13	(1,899.02)	0.00	106,182.10
91282CJS1	UNITED STATES TREASURY 4.25 12/31/2025	0.00	18,999,761.23	0.00	12/31/2025	4.25	4.26	65,828.80	238.77	0.00	66,067.58
91282CKY6	US TREASURY 4.625 06/30/26	15,000,000.00	15,052,073.60	15,029,862.11	06/30/2026	4.63	4.01	171,541.89	(22,211.49)	0.00	149,330.41
TOTAL		154,997,456.69	163,286,209.45	154,695,426.07		2.57	3.96	1,293,309.94	263,624.20	0.00	1,556,934.14

STABILIZATION

3133EN6A3	FEDERAL FARM CREDIT BANKS FUNDING CORP 4.0 01/13/2026	0.00	10,001,263.82	0.00	01/13/2026	4.00	3.88	46,666.67	(1,263.82)	0.00	45,402.85
3133ET5B9	FED FARM CR BNKS 3.500 12/22/26	10,000,000.00	0.00	9,995,755.16	12/22/2026	3.50	3.55	66,111.11	975.16	0.00	67,086.28
31846V567	FIRST AMER.GVT OBLG.Z	1,826,184.75	10,873,607.11	1,826,184.75	02/28/2026	3.57	3.57	44,986.06	0.00	0.00	44,986.06
91282CFZ9	US TREASURY 3.875 11/30/27	5,000,000.00	4,977,102.95	4,979,929.74	11/30/2027	3.88	4.12	47,905.22	2,826.80	0.00	50,732.02
91282CGA3	UNITED STATES TREASURY 4.0 12/15/2025	0.00	9,998,961.81	0.00	12/15/2025	4.00	4.28	15,300.55	1,038.19	0.00	16,338.73
91282CGV7	US TREASURY 3.750 04/15/26	5,000,000.00	4,995,376.71	4,998,458.90	04/15/2026	3.75	4.01	46,359.89	3,082.19	0.00	49,442.08
91282CJP7	US TREASURY 4.375 12/15/26	10,000,000.00	10,022,237.08	10,016,956.51	12/15/2026	4.38	4.15	108,081.13	(5,280.57)	0.00	102,800.55
91282CJT9	US TREASURY 4.000 01/15/27	10,000,000.00	0.00	10,040,190.78	01/15/2027	4.00	3.53	51,897.67	(5,903.02)	0.00	45,994.65
91282CNE7	US TREASURY 3.875 05/31/27	10,000,000.00	10,018,203.24	10,015,202.70	05/31/2027	3.88	3.75	95,810.44	(3,000.53)	0.00	92,809.91
91282CPL9	US TREASURY 3.375 11/30/27	10,000,000.00	0.00	9,978,110.63	11/30/2027	3.38	3.50	63,049.45	2,329.38	0.00	65,378.83
TEXPOOL	TexPool	3,707,793.49	7,924,056.59	3,707,793.49	02/28/2026	5.34	3.69	66,400.31	0.00	0.00	66,400.31
TOTAL		65,533,978.24	68,810,809.30	65,558,582.67		3.90	3.75	652,568.49	(5,196.22)	0.00	647,372.27

GRAND TOTAL

		612,951,215.93	518,310,505.64	612,391,485.08		3.43	3.89	5,222,260.29	396,192.67	0.00	5,618,452.96
--	--	-----------------------	-----------------------	-----------------------	--	-------------	-------------	---------------------	-------------------	-------------	---------------------

Projected Cashflows

For the Period March 01, 2026 to August 31, 2026

CUSIP	DESCRIPTION	POST DATE	TRANSACTION TYPE	AMOUNT
BUILDING				
APR 2026				
91282CKJ9	US TREASURY 4.500 04/15/27	04/15/2026	Coupon	225,000.00
91282CGV7	US TREASURY 3.750 04/15/26	04/15/2026	Coupon	187,500.00
91282CGV7	US TREASURY 3.750 04/15/26	04/15/2026	Final Maturity	10,000,000.00
APR 2026 TOTAL				10,412,500.00
MAY 2026				
9128285M8	US TREASURY 3:125 11/15/28	05/15/2026	Coupon	78,125.00
MAY 2026 TOTAL				78,125.00
JUN 2026				
91282CPL9	US TREASURY 3:375 11/30/27	06/01/2026	Coupon	168,750.00
91282CFZ9	US TREASURY 3:875 11/30/27	06/01/2026	Coupon	96,875.00
91282CJP7	US TREASURY 4:375 12/15/26	06/15/2026	Coupon	109,375.00
3133ET5B9	FED FARM CR BNKS 3.500 12/22/26	06/22/2026	Coupon	175,000.00
JUN 2026 TOTAL				550,000.00
AUG 2026				
9128284V9	US TREASURY 2.875 08/15/28	08/17/2026	Coupon	86,250.00
91282CLG4	US TREASURY 3.750 08/15/27	08/17/2026	Coupon	75,000.00
AUG 2026 TOTAL				161,250.00
OCT 2026				
91282CKJ9	US TREASURY 4.500 04/15/27	10/15/2026	Coupon	225,000.00
OCT 2026 TOTAL				225,000.00
NOV 2026				
9128285M8	US TREASURY 3:125 11/15/28	11/16/2026	Coupon	78,125.00
91282CFZ9	US TREASURY 3:875 11/30/27	11/30/2026	Coupon	96,875.00

Projected Cashflows

For the Period March 01, 2026 to August 31, 2026

CUSIP	DESCRIPTION	POST DATE	TRANSACTION TYPE	AMOUNT
91282CPL9	US TREASURY 3.375 11/30/27	11/30/2026	Coupon	168,750.00
NOV 2026 TOTAL				343,750.00
BUILDING TOTAL				11,770,625.00
OPERATING				
MAR 2026				
3130AWTQ3	FHLBANKS 4.625 09/11/26	03/11/2026	Coupon	578,125.00
91282CGR6	US TREASURY 4.625 03/15/26	03/16/2026	Final Maturity	7,500,000.00
91282CGR6	US TREASURY 4.625 03/15/26	03/16/2026	Coupon	173,437.50
MAR 2026 TOTAL				8,251,562.50
APR 2026				
3133EP7C3	FED FARM CR BNKS 4.625 04/01/26	04/01/2026	Final Maturity	7,500,000.00
3133EP7C3	FED FARM CR BNKS 4.625 04/01/26	04/01/2026	Coupon	173,437.50
APR 2026 TOTAL				7,673,437.50
MAY 2026				
91282CKR1	US TREASURY 4.500 05/15/27	05/15/2026	Coupon	112,500.00
3130AXU63	FHLBANKS 4.625 11/17/26	05/18/2026	Coupon	185,000.00
MAY 2026 TOTAL				297,500.00
JUN 2026				
91282CEV9	US TREASURY 3.250 06/30/29	06/30/2026	Coupon	81,250.00
JUN 2026 TOTAL				81,250.00
JUL 2026				
91282CLC3	US TREASURY 4.000 07/31/29	07/31/2026	Coupon	100,000.00
JUL 2026 TOTAL				100,000.00
SEP 2026				

Projected Cashflows

For the Period March 01, 2026 to August 31, 2026

CUSIP	DESCRIPTION	POST DATE	TRANSACTION TYPE	AMOUNT
3130AWTQ3	FHLBANKS 4.625 09/11/26	09/11/2026	Final Maturity	25,000,000.00
3130AWTQ3	FHLBANKS 4.625 09/11/26	09/11/2026	Coupon	578,125.00
SEP 2026 TOTAL				25,578,125.00
NOV 2026				
91282CKR1	US TREASURY 4.500 05/15/27	11/16/2026	Coupon	112,500.00
3130AXU63	FHLBANKS 4.625 11/17/26	11/17/2026	Final Maturity	8,000,000.00
3130AXU63	FHLBANKS 4.625 11/17/26	11/17/2026	Coupon	185,000.00
NOV 2026 TOTAL				8,297,500.00
OPERATING TOTAL				50,279,375.00
REVENUE BOND				
MAR 2026				
06743VCL2	BARCLAYS CPITAL 03/20/26	03/20/2026	Final Maturity	10,000,000.00
MAR 2026 TOTAL				10,000,000.00
JUN 2026				
91282CJP7	US TREASURY 4.375 12/15/26	06/15/2026	Coupon	218,750.00
91282CHH7	US TREASURY 4.125 06/15/26	06/15/2026	Final Maturity	18,500,000.00
91282CHH7	US TREASURY 4.125 06/15/26	06/15/2026	Coupon	381,562.50
22533UFJ7	CREDIT AGR NY 06/18/26	06/18/2026	Final Maturity	5,000,000.00
3133ET5B9	FED FARM CR BNKS 3.500 12/22/26	06/22/2026	Coupon	507,500.00
91282CKY6	US TREASURY 4.625 06/30/26	06/30/2026	Coupon	346,875.00
91282CKY6	US TREASURY 4.625 06/30/26	06/30/2026	Final Maturity	15,000,000.00
JUN 2026 TOTAL				39,954,687.50
JUL 2026				
63873KG19	NATIXIS NY 07/01/26	07/01/2026	Final Maturity	6,500,000.00

Projected Cashflows

For the Period March 01, 2026 to August 31, 2026

CUSIP	DESCRIPTION	POST DATE	TRANSACTION TYPE	AMOUNT
40060XG20	GTA FUNDING 07/02/26	07/02/2026	Final Maturity	6,500,000.00
8919BGA8	TD 07/10/26	07/10/2026	Final Maturity	6,365,000.00
91282CHM6	US TREASURY 4.500 07/15/26	07/15/2026	Final Maturity	18,500,000.00
91282CHM6	US TREASURY 4.500 07/15/26	07/15/2026	Coupon	416,250.00
JUL 2026 TOTAL				38,281,250.00
REVENUE BOND TOTAL				88,235,937.50
STABILIZATION				
APR 2026				
91282CGV7	US TREASURY 3.750 04/15/26	04/15/2026	Final Maturity	5,000,000.00
91282CGV7	US TREASURY 3.750 04/15/26	04/15/2026	Coupon	93,750.00
APR 2026 TOTAL				5,093,750.00
JUN 2026				
91282CFZ9	US TREASURY 3.875 11/30/27	06/01/2026	Coupon	96,875.00
91282CNE7	US TREASURY 3.875 05/31/27	06/01/2026	Coupon	193,750.00
91282CPL9	US TREASURY 3.375 11/30/27	06/01/2026	Coupon	168,750.00
91282CJP7	US TREASURY 4.375 12/15/26	06/15/2026	Coupon	218,750.00
3133ET5B9	FED FARM CR BNKS 3.500 12/22/26	06/22/2026	Coupon	175,000.00
JUN 2026 TOTAL				853,125.00
JUL 2026				
91282CJT9	US TREASURY 4.000 01/15/27	07/15/2026	Coupon	200,000.00
JUL 2026 TOTAL				200,000.00
NOV 2026				
91282CNE7	US TREASURY 3.875 05/31/27	11/30/2026	Coupon	193,750.00
91282CPL9	US TREASURY 3.375 11/30/27	11/30/2026	Coupon	168,750.00



Projected Cashflows
For the Period March 01, 2026 to August 31, 2026

CUSIP	DESCRIPTION	POST DATE	TRANSACTION TYPE	AMOUNT
91282CFZ9	US TREASURY 3.875 11/30/27	11/30/2026	Coupon	96,875.00
NOV 2026 TOTAL				459,375.00
STABILIZATION TOTAL				6,606,250.00
GRAND TOTAL				156,892,187.50



Change in Value

IDENTIFIER	ISSUER PAR VALUE	YIELD	TRADE DATE MATURITY DATE	INTEREST ACCRUAL INTEREST RECEIVED	BEGINNING BOOK VALUE BEGINNING MARKET VALUE	PURCHASES/ ADDITIONS	REDEMPTIONS	CHANGE IN BOOK VALUE CHANGE IN MARKET VALUE	ENDING BOOK VALUE ENDING MARKET VALUE
2020 BOND SERIES									
TEXPOOL	TexPool 16,848,958.37	3.69	02/28/2026	160,801.15 160,801.15	16,855,388.15 16,855,388.15	55,950.10	(62,379.88)	(6,429.78) (6,429.78)	16,848,958.37 16,848,958.37
CCYUSD	US DOLLAR 0.00	0.00	02/28/2026	0.00 0.00	1,162.05 1,162.05	0.00	0.00	(1162.05) (1162.05)	0.00 0.00
TOTAL		3.69		160,801.15 160,801.15	16,856,550.20 16,856,550.20	55,950.10	(62,379.88)	(7,591.83) (7,591.83)	16,848,958.37 16,848,958.37
BUILDING									
3130ATUC9	FEDERAL HOME LOAN BANKS 4.5 12/12/2025 0.00	4.10	01/06/2023 12/12/2025	13,750.00 225,000.00	10,001,118.55 10,000,900.00	0.00	(10,000,000.00)	(10,001,118.55) (10,000,900.00)	0.00 0.00
91282CGA3	UNITED STATES TREASURY 4.0 12/15/2025 0.00	4.28	12/05/2024 12/15/2025	7,650.27 100,000.00	4,999,480.91 4,999,609.40	0.00	(5,000,000.00)	(4,999,480.91) (4,999,609.40)	0.00 0.00
91282CJV4	UNITED STATES TREASURY 4.25 01/31/2026 0.00	4.29	01/10/2025 01/31/2026	35,224.18 106,250.00	4,999,688.93 5,002,539.05	0.00	(5,000,000.00)	(4,999,688.93) (5,002,539.05)	0.00 0.00
31846V567	FIRST AMERGMVT OBLG.Z 17/98/730.05	3.57	02/28/2026	150,129.49 155,421.59	16,838,958.70 16,838,958.70	20,954,171.59	(19,994,400.24)	959,771.35 959,771.35	17,798,730.05 17,798,730.05
13999998	Texas Connect 36,208,988.77	3.83	02/28/2026	349,527.48 349,527.48	35,859,461.29 35,859,461.29	349,527.48	0.00	349,527.48 349,527.48	36,208,988.77 36,208,988.77
TEXSTAR	TexSTAR 3,390,416.08	3.68	02/28/2026	31,059.96 31,059.96	3,359,356.12 3,359,356.12	31,059.96	0.00	31,059.96 31,059.96	3,390,416.08 3,390,416.08
TEXPOOL	TexPool 7,937,206.35	3.69	02/28/2026	72,769.55 72,769.55	7,864,436.80 7,864,436.80	72,769.55	0.00	72,769.55 72,769.55	7,937,206.35 7,937,206.35
91282CGV7	US TREASURY 3.75 04/15/26 10,000,000.00	4.01	04/14/2025 04/15/2026	92,719.78 0.00	9,990,753.42 9,999,218.80	0.00	0.00	6164.38 781.20	9,996,917.81 10,000,000.00
91282CJ7	US TREASURY 4.375 12/15/26 5,000,000.00	4.15	12/05/2024 12/15/2026	54,040.56 109,375.00	5,011,18.54 5,037,109.40	0.00	0.00	(2,640.29) (5,859.40)	5,008,478.26 5,031,250.00
3133ET5B9	FED FARM CR BNKS 3.50 12/22/26 10,000,000.00	3.55	12/22/2025 12/22/2026	66,111.11 0.00	0.00 0.00	9,994,780.00	0.00	9,995,755.16 9,989,300.00	9,995,755.16 9,989,300.00
91282CKJ9	US TREASURY 4.50 04/15/27 10,000,000.00	3.88	04/14/2025 04/15/2027	111,263.74 0.00	10,080,800.51 10,122,265.60	0.00	0.00	(14,544.09) (13,671.80)	10,066,256.42 10,108,593.80
91282CLG4	US TREASURY 3.75 08/15/27 4,000,000.00	3.65	09/05/2024 08/15/2027	36,779.37 75,000.00	4,006,605.85 4,014,218.76	0.00	0.00	(955.83) 2,812.48	4,005,650.02 4,017,031.24
91282CFZ9	US TREASURY 3.875 11/30/27 5,000,000.00	4.12	12/12/2024 11/30/2027	47,905.22 96,875.00	4,977,102.95 5,035,351.55	0.00	0.00	2,826.80 3,125.00	4,979,929.74 5,038,476.55
91282CPL9	US TREASURY 3.375 11/30/27 10,000,000.00	3.50	12/22/2025 11/30/2027	63,049.45 0.00	0.00 0.00	9,975,781.25	0.00	9,978,110.63 9,994,140.60	9,978,110.63 9,994,140.60



Change in Value

IDENTIFIER	ISSUER PAR VALUE	YIELD	TRADE DATE MATURITY DATE	INTEREST ACCRUAL INTEREST RECEIVED	BEGINNING BOOK VALUE BEGINNING MARKET VALUE	PURCHASES/ ADDITIONS	REDEMPTIONS	CHANGE IN BOOK VALUE CHANGE IN MARKET VALUE	ENDING BOOK VALUE ENDING MARKET VALUE
9128284V9	US TREASURY 2.875 08/15/28 6,000,000.00	3.60	09/05/2024 08/15/2028	42,296.27 86,250.00	5,890,651.04 5,905,312.50	0.00	0.00	9,960.94 22,968.78	5,900,611.98 5,928,281.28
9128285M8	US TREASURY 3.125 11/15/28 5,000,000.00	4.14	12/12/2024 11/15/2028	38,846.69 0.00	4,863,398.46 4,948,046.90	0.00	0.00	11,383.46 17,968.75	4,874,781.93 4,966,015.65
TOTAL		3.77		1,213,123.12 1,407,528.58	128,742,932.08 128,986,784.87	41,378,089.83	(39,994,400.24)	1,398,901.12 1,421,645.50	130,141,833.20 130,408,430.37

DEBT SERVICE

10924JB90	BrightHouse Financial Short Term Funding, LLC 0.0 02/09/2026 0.00	4.08	10/08/2025 02/09/2026	0.00 0.00	11,013,235.00 11,013,235.00	0.00	(11,100,000.00)	(11,013,235.00) (11,013,235.00)	0.00 0.00
31848V567	FIRST AMER/GVT OBLG,Z 11,356,407.13	3.57	02/28/2026	23,947.96 2,379.30	254,239.54 254,239.54	11,102,379.30	(211.71)	11,102,167.59 11,102,167.59	11,356,407.13 11,356,407.13
TEXPOOL	TexPool 4,103,690.39	3.69	02/28/2026	20,597.54 20,597.54	1,151,816.88 1,151,816.88	2,951,873.51	0.00	2,951,873.51 2,951,873.51	4,103,690.39 4,103,690.39
TOTAL		3.60		44,545.50 22,976.84	12,419,291.42 12,419,291.42	14,054,252.81	(11,100,211.71)	3,040,806.10 3,040,806.10	15,460,097.52 15,460,097.52

OPERATING

3133EN7J3	FEDERAL FARM CREDIT BANKS FUNDING CORP 3.875 02/02/2026 0.00	4.01	01/27/2023 02/02/2026	49,244.79 145,312.50	7,498,423.93 7,498,125.00	0.00	(7,500,000.00)	(7,498,423.93) (7,498,125.00)	0.00 0.00
TEXPOOL	TexPool 109,516,100.11	3.69	02/28/2026	643,273.19 643,273.19	20,267,497.64 20,267,497.64	90,124,744.51	(876,142.04)	89,248,602.47 89,248,602.47	109,516,100.11 109,516,100.11
139999998	Texas Connect 41,891,462.64	3.83	02/28/2026	377,202.61 377,202.61	30,176,905.56 30,176,905.56	11,714,557.08	0.00	11,714,557.08 11,714,557.08	41,891,462.64 41,891,462.64
TXRANGE	Texas Range TexasDAILY Fund 6,056,079.64	3.69	02/28/2026	55,572.72 55,572.72	6,000,506.92 6,000,506.92	55,572.72	0.00	55,572.72 55,572.72	6,056,079.64 6,056,079.64
TEXSTAR	TexSTAR 517,561.28	3.68	02/28/2026	4,741.45 4,741.45	512,819.83 512,819.83	4,741.45	0.00	4,741.45 4,741.45	517,561.28 517,561.28
31848V567	FIRST AMER/GVT OBLG,Z 8,634,693.49	3.57	02/28/2026	28,061.95 25,156.14	784,352.98 784,352.98	7,851,718.64	(1,378.13)	7,850,340.51 7,850,340.51	8,634,693.49 8,634,693.49
51532MEED	JPMorgan Chase Commercial Checking Account 159,486.70	0.00	02/28/2026	0.00 0.00	77,215.03 77,215.03	90,040.16	(77,688.49)	82,271.67 82,271.67	159,486.70 159,486.70
91282CGR6	US TREASURY 4.625 03/15/26 7,500,000.00	5.03	04/29/2024 03/15/2026	86,239.64 0.00	7,491,860.17 7,518,164.10	0.00	0.00	7,044.08 (17,578.13)	7,498,904.25 7,500,585.98
3133EP7C3	FED FARM CR BNKS 4.625 04/01/26 7,500,000.00	5.03	04/30/2024 04/01/2026	86,718.75 0.00	7,490,391.41 7,518,525.00	0.00	0.00	7,146.88 (13,800.00)	7,497,538.30 7,504,725.00



Change in Value

IDENTIFIER	ISSUER PAR VALUE	YIELD	TRADE DATE MATURITY DATE	INTEREST ACCRUAL INTEREST RECEIVED	BEGINNING BOOK VALUE BEGINNING MARKET VALUE	PURCHASES/ ADDITIONS	REDEMPTIONS	CHANGE IN BOOK VALUE CHANGE IN MARKET VALUE	ENDING BOOK VALUE ENDING MARKET VALUE
3130AWTQ3	FHLBANKS 4.625 09/11/26 25,000,000.00	4.97	09/25/2023 09/11/2026	289,062.50 0.00	24,936,830.36 25,168,750.00	0.00	0.00	20,018.55 (53,500.00)	24,956,848.91 25,115,250.00
3130AXU63	FHLBANKS 4.625 11/17/26 8,000,000.00	4.68	11/22/2023 11/17/2026	92,500.00 0.00	7,995,795.33 8,072,960.00	0.00	0.00	1,078.12 (17,120.00)	7,996,873.45 8,055,840.00
91282CKR1	US TREASURY 4.500 05/15/27 5,000,000.00	3.97	05/23/2025 05/15/2027	55,939.23 0.00	5,036,619.74 5,066,406.25	0.00	0.00	(6,218.45) (7,812.50)	5,030,401.29 5,058,593.75
91282CEV9	US TREASURY 3.250 06/30/29 5,000,000.00	3.75	06/26/2025 06/30/2029	40,180.98 81,250.00	4,917,698.73 4,951,953.15	0.00	0.00	5,667.26 21,875.00	4,923,365.99 4,973,828.15
91282CLC3	US TREASURY 4.000 07/31/29 5,000,000.00	3.95	07/16/2025 07/31/2029	49,174.27 100,000.00	5,007,795.55 5,078,515.65	0.00	0.00	(524.36) 14,062.50	5,007,271.19 5,092,578.15
TOTAL		3.99		1,857,912.09 1,432,508.61	128,194,713.19 128,692,697.11	109,841,374.56	(8,385,288.66)	101,491,874.05 101,384,087.78	229,686,587.24 230,076,784.89

REVENUE BOND									
60689FZH4	Mizuho Bank, Ltd., New York Branch 0.0 12/17/2025 0.00	4.37	06/26/2025 12/17/2025	0.00 0.00	14,971,466.66 14,971,466.66	0.00	(15,000,000.00)	(14,971,466.66) (14,971,466.66)	0.00 0.00
3133FERM99	FEDERAL FARM CREDIT BANKS FUNDING CORP 4.25 12/19/2025 0.00	4.25	12/20/2024 12/19/2025	40,375.00 403,750.00	18,999,973.85 19,003,610.00	0.00	(19,000,000.00)	(18,999,973.85) (19,003,610.00)	0.00 0.00
91282CJS1	UNITED STATES TREASURY 4.25 12/31/2025 0.00	4.26	12/20/2024 12/31/2025	65,828.80 403,750.00	18,999,761.23 19,004,453.22	0.00	(19,000,000.00)	(18,999,761.23) (19,004,453.22)	0.00 0.00
31846V567	FIRST AMER:GVT OBLG:Z 6,312,522.05	3.57	02/28/2026	69,661.87 64,979.61	3,969,771.78 3,969,771.78	55,235,917.11	(52,893,166.84)	2,342,750.27 2,342,750.27	6,312,522.05 6,312,522.05
139999998	Texas Connect 23,319,934.64	3.83	02/28/2026	252,286.81 252,286.81	34,405,002.30 34,405,002.30	252,286.81	(11,337,354.47)	(11,085,067.66) (11,085,067.66)	23,319,934.64 23,319,934.64
06743VGL2	BARCLAYS CAPITAL 03/20/26 10,000,000.00	4.36	06/26/2025 03/20/2026	0.00 0.00	9,872,227.78 9,872,227.78	0.00	0.00	105,500.00 105,500.00	9,977,727.78 9,977,727.78
91282CHH7	US TREASURY 4.125 06/15/26 18,500,000.00	4.28	12/20/2024 06/15/2026	188,524.37 381,562.50	18,485,546.88 18,540,468.75	0.00	0.00	6,636.64 (15,898.35)	18,492,183.51 18,524,570.41
22533UJF7	CREDIT AGRINRY 06/18/26 5,000,000.00	3.88	12/22/2025 06/18/2026	0.00 0.00	0.00 0.00	4,905,808.34	0.00	4,942,320.84 4,942,320.83	4,942,320.84 4,942,320.83
91282CKY6	US TREASURY 4.625 06/30/26 15,000,000.00	4.01	06/26/2025 06/30/2026	171,541.89 346,875.00	15,052,073.60 15,073,828.20	0.00	0.00	(22,211.49) (27,539.10)	15,029,862.11 15,046,289.10
63873KG19	NATIXIS NY 07/01/26 6,500,000.00	3.79	01/02/2026 07/01/2026	0.00 0.00	0.00 0.00	6,379,100.00	0.00	6,418,056.67 6,418,056.67	6,418,056.67 6,418,056.67
40060XG20	GTA FUNDING 07/02/26 6,500,000.00	3.82	01/02/2026 07/02/2026	0.00 0.00	0.00 0.00	6,377,447.92	0.00	6,416,718.75 6,416,718.75	6,416,718.75 6,416,718.75
89119BGA8	TD 07/10/26 6,365,000.00	3.79	01/02/2026 07/10/2026	0.00 0.00	0.00 0.00	6,240,691.55	0.00	6,278,839.12 6,278,839.12	6,278,839.12 6,278,839.12



Change in Value

IDENTIFIER	ISSUER PAR VALUE	YIELD	TRADE DATE MATURITY DATE	INTEREST ACCRUAL INTEREST RECEIVED	BEGINNING BOOK VALUE	PURCHASES/ ADDITIONS	REDEMPTIONS	CHANGE IN BOOK VALUE	ENDING BOOK VALUE
					BEGINNING MARKET VALUE			CHANGE IN MARKET VALUE	ENDING MARKET VALUE
91282CHM6	US TREASURY 4.500 07/15/26 18,500,000.00	4.29	12/20/2024 07/15/2026	205,287.84 416,250.00	18,522,388.37 18,587,441.36	0.00	0.00	(8,915.72) (30,351.47)	18,513,472.65 18,557,089.89
91282CJP7	US TREASURY 4.375 12/15/26 10,000,000.00	4.29	12/20/2024 12/15/2026	108,081.13 218,750.00	10,007,996.99 10,074,218.80	0.00	0.00	(1,899.02) (11,718.80)	10,006,097.97 10,062,500.00
3133ET5B9	FED FARM CR BNKS 3.500 12/22/26 29,000,000.00	3.55	12/22/2025 12/22/2026	191,722.23 0.00	0.00 0.00	28,984,862.00	0.00	28,987,689.98 28,968,970.00	28,987,689.98 28,968,970.00
TOTAL		3.96		1,293,309.94 2,488,203.92	163,286,209.45 163,502,488.85	108,376,113.73	(117,230,521.31)	(8,590,763.38) (8,676,949.62)	154,695,426.07 154,825,539.23

STABILIZATION

91282CGA3	UNITED STATES TREASURY 4.0 12/15/2025 0.00	4.28	12/05/2024 12/15/2025	15,300.55 200,000.00	9,998,961.81 9,999,218.80	0.00	(10,000,000.00)	(9,998,961.81) (9,999,218.80)	0.00 0.00
3133EN6A3	FEDERAL FARM CREDIT BANKS FUNDING CORP 4.0 01/13/2026 0.00	3.88	01/12/2023 01/13/2026	46,666.67 200,000.00	10,001,263.82 9,998,700.00	0.00	(10,000,000.00)	(10,001,263.82) (9,998,700.00)	0.00 0.00
TEXPOOL	TexPool 3,707,793.49	3.69	02/28/2026	66,400.31 66,400.31	7,924,056.59 7,924,056.59	50,804.49	(4,267,067.59)	(4,216,263.10) (4,216,263.10)	3,707,793.49 3,707,793.49
31846V567	FIRST AMER;GVT OBLG;Z 1,826,184.75	3.57	02/28/2026	44,986.06 81172.90	10,873,607.11 10,873,607.11	21,190,547.90	(30,237,970.26)	(9,047,422.36) (9,047,422.36)	1,826,184.75 1,826,184.75
91282CGV7	US TREASURY 3.750 04/15/26 5,000,000.00	4.01	04/14/2025 04/15/2026	46,359.89 0.00	4,995,376.71 4,999,609.40	0.00	0.00	3,082.19 390.60	4,998,458.90 5,000,000.00
91282CJP7	US TREASURY 4.375 12/15/26 10,000,000.00	4.15	12/05/2024 12/15/2026	108,081.13 218,750.00	10,022,237.08 10,074,218.80	0.00	0.00	(5,280.57) (11,718.80)	10,016,956.51 10,062,500.00
3133ET5B9	FED FARM CR BNKS 3.500 12/22/26 10,000,000.00	3.55	12/22/2025 12/22/2026	66,111.11 0.00	0.00 0.00	9,994,780.00	0.00	9,995,755.16 9,989,300.00	9,995,755.16 9,989,300.00
91282CJT9	US TREASURY 4.000 01/15/27 10,000,000.00	3.53	01/12/2026 01/15/2027	51,897.67 200,000.00	0.00 0.00	10,046,093.80	0.00	10,040,190.78 10,038,671.90	10,040,190.78 10,038,671.90
91282CNET	US TREASURY 3.875 05/31/27 10,000,000.00	3.75	06/26/2025 05/31/2027	95,810.44 193,750.00	10,018,203.24 10,046,093.80	0.00	0.00	(3,000.53) 11,718.80	10,015,202.70 10,047,265.60
91282CFZ9	US TREASURY 3.875 11/30/27 5,000,000.00	4.12	12/12/2024 11/30/2027	47,905.22 96,875.00	4,977,102.95 5,035,351.55	0.00	0.00	2,826.80 3,125.00	4,979,929.74 5,038,476.55
91282CPL9	US TREASURY 3.375 11/30/27 10,000,000.00	3.50	12/22/2025 11/30/2027	63,049.45 0.00	0.00 0.00	9,975,781.25	0.00	9,978,110.63 9,994,140.60	9,978,110.63 9,994,140.60
TOTAL		3.75		652,568.49 1,256,948.21	68,810,809.30 68,950,856.05	51,258,007.44	(54,505,037.85)	(3,252,226.63) (3,246,523.16)	65,588,582.67 65,704,332.89

GRAND TOTAL		3.89		5,222,260.29 6,768,967.31	518,310,505.64 519,408,668.50	324,963,788.47	(231,277,839.65)	94,080,979.44 93,915,474.76	612,391,485.08 613,324,143.27
--------------------	--	-------------	--	--------------------------------------	--	-----------------------	-------------------------	--	--

Disclosure

Meeder provides monthly statements for its investment management clients to provide information about the investment portfolio. The information should not be used for audit or confirmation purposes. Please review your custodial statements and report any inaccuracies or discrepancies.

Certain information and data has been supplied by unaffiliated third parties. Although Meeder believes the information is reliable, it cannot warrant the accuracy of information offered by third parties. Market value may reflect prices received from pricing vendors when current market quotations are not available. Prices may not reflect firm bids or offers and may differ from the value at which the security can be sold.

Statements may include positions from unmanaged accounts provided for reporting purposes. Unmanaged accounts are managed directly by the client and are not included in the accounts managed by Meeder. This information is provided as a client convenience and Meeder assumes no responsibility for performance of these accounts or the accuracy of the data reported.

Investing involves risk. Past performance is no guarantee of future results. Debt and fixed income securities are subject to credit and interest rate risk. The investment return and principal value of an investment will fluctuate so that an investors shares, when redeemed, may be worth more or less than their original cost. Current performance may be lower or higher than the performance data quoted.

Meeder Public Funds, Inc. is a registered investment adviser and affiliate of Meeder Investment Management, Inc. Investment advisory services are provided through Meeder Public Funds, Inc. Please contact us if you would like to receive a copy of our current ADV disclosure brochure or privacy policy.

© 2026 Meeder Investment Management

meederpublicfunds.com | 866.633.3371



MEEDER
PUBLIC FUNDS